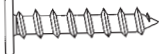


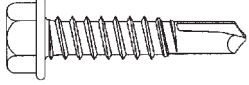
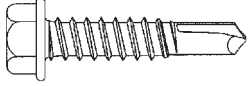
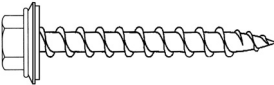




2014 Product Catalog

SELECTOR GUIDE

APPLICATION AND PRODUCT

5	LIGHT DUTY STEEL-TO-STEEL APPLICATIONS • #6, #8, #10, #12, and 1/4 diameter TekS® 1, 2, and 3 drill points • Hex, Pan, and Oval heads	REPORT NO. 02701	
7	MEDIUM DUTY STEEL-TO-STEEL APPLICATIONS • #12 and 1/4 diameter TekS 2 and 3 drill points • Hex head	REPORT NO. 02702	
9	HEAVY DUTY STEEL-TO-STEEL APPLICATIONS • #12, and 1/4 diameter TekS 4, 4.5, and 5 drill points • Hex head	REPORT NO. 02703	
11	LOW PROFILE ARCHITECTURAL APPLICATIONS • #10 and #12 diameter TekS 3 and Type A points • Pancake and Hex heads	REPORT NO. 02704	
13	WOOD-TO-METAL APPLICATIONS • #10, #12, and 1/4 diameter TekS 3 and 4 drill points • Wafer, Phillips flat, and Phillips Square-Driv® heads	REPORT NO. 02705	
15	METAL ROOF AND WALL APPLICATIONS • #10, #12, and 1/4 diameter TekS 1, 2, 3, 4, 4.5 and 5 drill points • Hex with bonded washer	REPORT NO. 02706	
17	PREMIUM METAL ROOF/WALL APPLICATIONS • #10, #12, and 1/4 diameter TekS 1, 2, 3, 4, and 5 drill points • 1/4 and #17 diameter Type AB • Maxiseal® integral washer system	REPORT NO. 02707	
19	LONG LIFE METAL ROOF AND WALL APPLICATIONS • #12 and 1/4 diameter TekS 1, 2, 3, and 5 drill points • 1/4 and #17 diameter Type AB • Scots® 300SS encapsulated head	REPORT NO. 02708	
21	LIGHT DUTY STEEL-TO-STEEL APPLICATIONS • #12, 1/4, and #17 diameter 300 Series Stainless Steel TekS 1, 2, 3, and AB drill points • Hex head	REPORT NO. 090901	
23	LIGHT/MEDIUM DUTY STEEL-TO-STEEL APPLICATIONS • #8, #10, #12, and 1/4 diameter 410 Stainless Steel TekS 2 and 3 drill points • Hex head	REPORT NO. 040101	
25	LIGHT/MEDIUM DUTY STEEL-TO-STEEL APPLICATIONS • #10, #12, and 1/4 diameter 410 Stainless Steel TekS 3 drill point • Hex with bonded washer	REPORT NO. 040102	
27	LIGHT/MEDIUM DUTY STEEL-TO-STEEL APPLICATIONS • #14 diameter Tappers • 304 Stainless Steel/Carbon Steel • Hex with bonded washer	REPORT NO. 040601	

SELECTOR GUIDE

29

HIGH TORQUE ZINC DIE CAST

REPORT NO. 72100

- #12 and 1/4 diameter Tek[®]s 1 and 2 drill points and Type AB
- Maxiseal[®] integral washer system

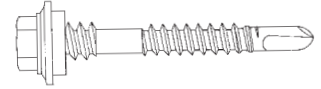


31

EXTERIOR RIGID INSULATION APPLICATIONS

REPORT NO. 02709

- #12 diameter
- Rigid insulation Tek[®]s 3 drill point
- Maxiseal integral washer system and Scots 300SS encapsulated head

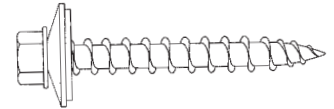


33

METAL-TO-WOOD APPLICATIONS

REPORT NO. 02711

- #9 and #12 diameter, gimlet point #10 and #14 diameter Hi-Lo Type 17 point Trugrip[™] GT
- Hex with or without bonded washer

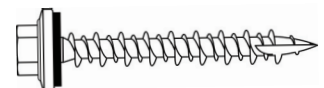


35

METAL-TO-WOOD APPLICATIONS

REPORT NO. 070101

- #10 Hi-Lo Type 17 and #12 diameter gimlet point Scots Trugrip and HTZ Trugrip

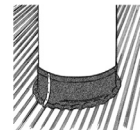


37

FLASHING APPLICATIONS

REPORT NO. 040701

- Dekstrip[™] expandable edged flashing

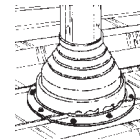


39

PIPE FLASHING APPLICATIONS

REPORT NO. 02714

- Dektite[®] and Retrofit Dektite[®]
- EPDM and silicone for 1/4" to 18" pipes

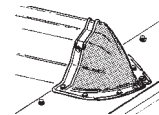


41

METAL ROOF END CAP FLASHING APPLICATIONS

REPORT NO. 02715

- Dek-Cap[™] standing seam roof end cap flashing

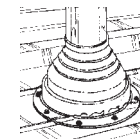


43

PIPE FLASHING APPLICATIONS

REPORT NO. 02714

- Universal Master Flash[®] and Universal Retrofit Master Flash[®]
- EPDM and silicone for 1/4" to 19" pipes



45

DRYWALL ANCHOR APPLICATIONS

REPORT NO. 02721

- E-Z Ancor[®], Stud Solver[™], Plastic Plus[™], E-Z Toggle[™], E-Z Lite[™], E-Z Mini[®], Twist-N-Lock[™]

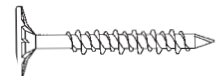


47

CEMENT BOARD APPLICATIONS

REPORT NO. 02722

- Hi-Lo[®] and S-12[®] Rock-On[™] screws/Backer-On[™] screws
- Countersinking wafer head



49

EXTERIOR WOOD APPLICATIONS

REPORT NO. 02723

- #6, #7, #8, and #10 diameter Dec-King[™] screws



51

EXTERIOR INSULATED FINISH SYSTEM APPLICATIONS

REPORT NO. 02724

- Gridmate[™] EIFS mechanical fasteners
- Gridmate[™] PB EIFS mechanical fasteners



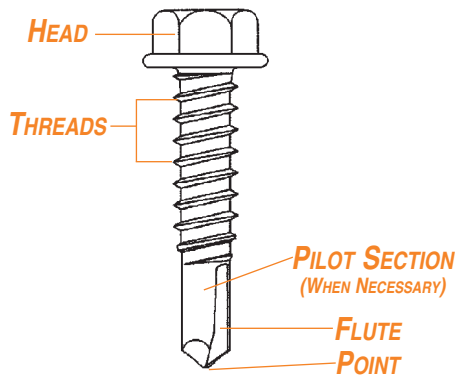
TEKS® FASTENER FEATURES

HEAD

Proper head style choice will ensure stability during driving, proper clamping and desired finished appearance.

THREAD FORM AND DIAMETER

The correct choice of thread form and diameter optimizes low installation torque with high pullout strength.



PILOT SECTION

The unthreaded portion of the point assures that the drilling of the steel is completed before the threads begin tapping into the drilled hole.

POINT

The point is designed to efficiently remove material and precisely size the hole for the thread.

FINISH: Platings and coatings provide lubricity during drilling and tapping as well as corrosion resistance.

FASTENER DESCRIPTION AND BREAKDOWN EXAMPLE

10	-	16	x	3/4"	HWH	TEKS/3
Nominal Screw Size		Threads Per Inch		Screw Length	Head Style	Drill Point Type

NOMINAL SCREW SIZES		STEEL GAUGE CHART		DRILL AND TAP MATERIAL THICKNESS CHART											
THREAD DIAMETER	DECIMAL EQUIVALENT	COMMON SHEET STEEL GAUGES	DECIMAL EQ. INCHES MM												
#6	.140	30	.012 .30												
#7	.150	28	.015 .38												
#8	.160	26	.018 .45												
#9	.180	24	.024 .61												
#10	.190	22	.030 .76												
#11	.200	20	.036 .91												
#12	.210	18	.048 1.21												
#13	.230	16	.060 1.52												
#14	.240	14	.075 1.90												
1/4	.250	12	.105 2.65												
#17	.286	10	.134 3.42												
		3/16	.187 4.77												
		1/4	.250 6.36												
		1/2	.500 12.72												

Screw Size Point	Teks/1	Teks/2	Teks/3	Teks/4	Teks/4.5	Teks/5
#10	.095 2.4mm .45mm	.100 2.50mm .91mm	.175 4.17mm .91mm	.250 6.36mm 3.18mm	.375 9.51mm 3.18mm	.500 12.72mm 3.18mm
#12	.095 2.4mm .45mm	.210 5.3mm .91mm	.210 5.3mm .91mm	.250 6.36mm 3.18mm	.375 9.51mm 3.18mm	.500 12.72mm 3.18mm
1/4	.095 2.4mm .45mm	.210 5.3mm .91mm	.210 5.3mm .91mm	.250 6.36mm 3.18mm	.375 9.51mm 3.18mm	.500 12.72mm 3.18mm

*Drill & tap capacities may vary with special feature designs. Refer to product reports for specifics.

Driv-Tru™ HWH SOCKET SYSTEM

Selector Guide



Part No.	Description	Applications
1591910	Driv-Tru Socket	All 1/4" across flats HWH fasteners
1513910	Driv-Tru Socket	All 5/16" across flats HWH fasteners
1574910	Driv-Tru Socket	All 3/8" across flats HWH fasteners

Warranty Information


Proper fastener connection design takes into account where and how fasteners are used. Allowance for special characteristics in materials, differences in types of materials being joined, unique or unusual environmental service or installation conditions, and the safety factors required by anticipating normal or short term loading conditions must be considered. Due to possible differences in specifications, applications and interpretation of results, purchasers and specifiers must make their own evaluation of the products, to determine the suitability of these products for intended use. All warranties of Buildex products, expressed or implied, including the warranties of mechanability and fitness for particular purposes are specifically excluded except for the following: Buildex will repair or replace any product which, within twelve months after sale by Buildex or its distributors, is found by Buildex to be defective in material or workmanship -- normal wear and tear expected. This is the sole warranty of Buildex and the sole remedy available to distributor or buyer. Buildex shall not be liable for any injury, loss or damage, direct, indirect, incidental or consequential, arising out of the use of, or the inability to use, any Buildex product.

TEKS[®]

Self-Drilling Fasteners

Preferred most by electrical, decking, HVAC and metal building contractors.

**1/4-14 x 7/8
Teks 1
Now Available
with ABOT™
(Anti-Backout Threadform)**



Applications

- Stitch roof deck and wall panel sidelaps.
- HVAC, electrical trim accessories to steel framing.
- Residential steel frame construction.
- Brick ties to steel framing.
- Track to stud and stud splicing.
- Hat channel to stud.

Product Features

- Sharp convex drill point has precise cutting edges to improve drill performance with less effort.
- Non-walking point provides fast material engagement.
- Unique point to thread design extrudes the metal preventing stripout.
- Point to thread design maximizes pullout performance and minimizes backout.
- Four head styles available to handle various applications.
- Climaseal[®] finish provides excellent corrosion resistance and lower tapping torque.

Product Specifications

- Diameter**.....#6, #8, #10, #12 and 1/4
Thread Form.....6-20
 8-18
 10-16, 10-24
 12-14
 1/4-14
Head Style.....#6: #2 Phillips Pan
 #8: 1/4" HWH; #2 Phillips Pan
 #10: 5/16" HWH; 5/16" HWH with Serrations;
 #2 Phillips Pan; #2 Phillips Oval
 #12: 5/16" HWH
 1/4: 5/16" HWH
Drill Point.....Teks 1
 Teks 2
 Teks 3
Finish.....#6, #8, Electro-zinc
 #10, #12 and 1/4 Climaseal

Head Styles



Hex Washer Hex



Oval Head



Pan Head

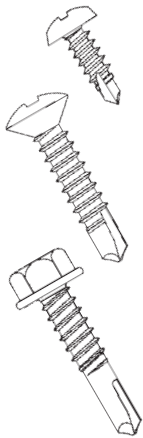


Hex Washer Head with Serrations

Approvals and Listings

Factory Mutual (J.I. 2 X 9A2 AM), ICC ER-3056, ICC ESR-1976

Selector Guide



Part Number	Description	Head Style	Drill Point	Drill & Tap Capacity	Max. Material Attachments	Box Qty	Applications	
1208200	6-20 x 3/8"	Pan	#2	.036-.100	.100	20,000	<ul style="list-style-type: none"> HVAC, electrical trim accessories to steel framing Residential steel frame construction Track to stud Hat channel to stud Stud splicing 	
1563200	6-20 x 3/8"	HWH	#2	.036-.100		20,000		
1527200	6-20 x 1/2"	Pan	#2	.036-.100		20,000		
1210200	8-18 x 1/2"	Pan	#2	.036-.100	.205	10,000		
1213200	8-18 x 3/4"	Pan	#2	.036-.100	.455	10,000		
1218200	8-18 x 1"	Pan	#2	.036-.100	.705	8,000		
1196200	8-18 x 1/2"	HWH	#2	.036-.100	.205	10,000		
1199200	8-18 x 5/8"	HWH	#2	.036-.100	.330	10,000		
1200200	8-18 x 3/4"	HWH	#2	.036-.100	.455	10,000		
1202200	8-18 x 1"	HWH	#2	.036-.100	.705	8,000		
1204200	8-18 x 1-1/2"	HWH	#2	.036-.100	1.205	4,000		
1107053	10-16 x 3/4"	HWH	#1	.018-.095	.220	5,000		<ul style="list-style-type: none"> Stitching roof deck, wall panel sidelaps or duct work
1109053	12-14 x 3/4"	HWH	#1	.018-.095	.205	4,000		
1399053	1/4-14 x 7/8"	HWH	#1	.018-.095	.380	5,000		
1398000	10-16 x 1/2"	Pan	#3	.036-.175	.150	10,000	<ul style="list-style-type: none"> Clips, duct straps, brick ties or accessories to steel framing 	
1541000	10-16 X 5/8"	Pan	#3	.036-.175	.200	5,000		
1224000	10-16 x 3/4"	Pan	#3	.036-.175	.325	5,000		
1542000	10-16 x 3/4"	Oval	#3	.036-.175	.325	5,000		
1397000	10-16 x 1/2"	HWH	#3	.036-.175	.150	5,000		
1127000	10-16 x 5/8"	HWH	#3	.036-.175	.200	5,000		
1128000	10-16 x 3/4"	HWH	#3	.036-.175	.325	5,000		
1129000	10-16 x 1"	HWH	#3	.036-.175	.575	5,000		
1544000	10-16 x 1"	Oval	#3	.036-.175	.575	5,000		
1545000	10-16 x 1"	Pan	#3	.036-.175	.575	5,000		
1130000	10-16 x 1-1/4"	HWH	#3	.036-.175	.825	4,000		
1546000	10-16 x 1-1/4"	Oval	#3	.036-.175	.825	5,000		
1131000	10-16 x 1-1/2"	HWH	#3	.036-.175	1.075	3,000		
1550000	10-24 x 3/4"	HWH	#3	.036-.175	.323	5,000		
1551000	10-24 x 1"	HWH	#3	.036-.175	.575	5,000		
†1786200	10-24 x 5/8"	*HWH	#2	.036-.175	.200	5,000		<ul style="list-style-type: none"> Vibration resistance; HVAC Applications.
†1707200	10-16 x 3/4"	*HWH	#3	.036-.175	.323	5,000		
†1821200	10-16 x 3/4"	*HWH	#3	.036-.175	.323	5,000		

* With serrations under head.

† Electro-zinc finish.

Performance Data

PULLOUT VALUES (average lbs. ultimate)									
Fastener		Steel Gauge							
Dia.	Pt.	26	24	22	20	18	16	14	12
#6	2	120	183	248	296	471	679	847	-
#8	2	119	193	265	298	491	703	959	-
#10-16	1	148	241	311	357	565	826	1111	1796
	3	124	208	266	299	499	708	967	1474
#12	1	159	261	338	390	649	908	1259	1949
1/4	1	208	329	428	562	800	1151	-	-

SHEET STEEL GAUGES								
Gauge No.	12	14	16	18	20	22	24	26
Decimal Equivalent	.105"	.075"	.060"	.048"	.036"	.030"	.024"	.018"

The values listed are ultimate averages achieved under laboratory conditions and apply to Buildex manufactured fasteners only. Appropriate safety factors should be applied to these values for design purposes.

FASTENER VALUES			
Fastener (dia-tpi)	Tensile (lbs. min.)	Shear (avg. lbs. ult.)	Torque (min. in. lbs.)
6-20	1285	750	25
8-18	1545	1000	42
10-16	1936	1400	61
10-24	2702	1500	65
12-14	2778	2000	92
1/4-14	4060	2600	150

SHEAR VALUES (average lbs. ultimate)								
Fastener		Steel Gauge (lapped)						
Dia.	Pt.	26	24	22	20	18	16	14
#6	2	278	466	526	758	845	-	-
#8	2	294	496	560	740	1060	-	-
#10	1	398	584	659	884	1374	-	-
	3	-	455	526	728	1266	1540	1552
#12	1	432	703	753	1018	1452	-	-
1/4	1	511	849	885	1244	1764	-	-

Installation Guidelines

- A standard screwgun with a depth sensitive nosepiece should be used to install TekS. For optimal fastener performance, the screwgun should be a minimum of 4 amps and have a RPM range of 0-2500.
- Adjust the screwgun nosepiece to properly seat the fastener.
- New magnetic sockets must be correctly set before use. Remove chip build-up as needed.
- The fastener is fully seated when the head is flush with the work surface.
- Overdriving may result in torsional failure of the fastener or stripout of the substrate.
- The fastener must penetrate beyond the metal structure a minimum of 3 pitches of thread.



1349 West Bryn Mawr Avenue
Itasca, Illinois 60143
630-595-3500 Fax: 630-595-3549
www.itwbuildex.com


Teks[®] and Climaseal[®] are trademarks of ITW Buildex and Illinois Tool Works, Inc.

© 2010 ITW Buildex and Illinois Tool Works, Inc.

TEKS[®]

Self-Drilling Fasteners

The best point ever for speed and consistency ... optimum for medium duty steel-to-steel applications.



Applications

- Roof deck to steel framing.
- Wall panel to girt.
- Duct work to steel framing.
- Accessories to steel framing.
- Roof clip to steel framing.
- Retrofit framing.
- Commercial overhead steel doors, hinges & latches.

Product Features

- Point has precise cutting edges to improve drill performance with less effort.
- Non-walking point provides fast material engagement.
- Point to thread design maximizes pullout performance and minimizes backout.
- Drills and taps in the broadest range of applications.
- Climaseal[®] finish provides excellent corrosion resistance and lower tapping torque.

Product Specifications

Diameter	#12, 1/4
Thread Form	12-14
	1/4-14
Head Style	#12: 5/16" HWH
	1/4: 3/8" HWH
	1/4 Overhead Door Fasteners
	7/16" HWH with Serrations
Drill Point	Teks 2
	Teks 3
Finish	Climaseal

Head Style



Hex Washer Head

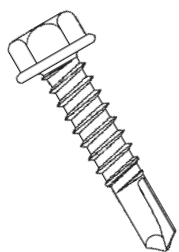


Hex Washer Head with Serrations

Approvals and Listings

Factory Mutual (J.I. 2 X 9A2 AM), ICC ER-3056, ICC ESR-1976

Selector Guide



Part Number	Description	Head Style	Drill Point	Drill & Tap Capacity	Max. Material Attachment	Box Qty	Applications
1134000	12-14 x 3/4"	HWH	#3	.036-.210	.270	5,000	<ul style="list-style-type: none"> • Roof deck to steel framing • Wall panel to girt • Duct work to steel framing • Accessories to steel framing • Clip to steel framing • Retrofit framing
1136000	12-14 x 1"	HWH	#3	.036-.210	.520	4,000	
1120000	12-14 x 1-1/4"	HWH	#2	.036-.210	.550	4,000	
1123000	12-14 x 1-1/2"	HWH	#2	.036-.210	.800	2,500	
1140000	12-14 x 2"	HWH	#3	.036-.210	1.450	2,000	
1553000	12-14 X 2-1/2"	HWH	#3	.036-.210	1.950	1,000	
1143000	12-14 x 3"	HWH	#3	.036-.210	2.450	1,000	
1146000	12-14 x 4"	HWH	#3	.036-.210	3.450	500	
1147000	1/4-14 x 3/4"	HWH	#3	.036-.210	.210	3,000	
1149000	1/4-14 x 1"	HWH	#3	.036-.210	.400	2,500	
1150000	1/4-14 x 1-1/4"	HWH	#3	.036-.210	.650	2,000	
1152000	1/4-14 x 1-1/2"	HWH	#3	.036-.210	.900	2,000	
1155000	1/4-14 x 2"	HWH	#3	.036-.210	1.400	1,500	
1554000	1/4-14 x 2-1/2"	HWH	#3	.036-.210	1.900	1,000	
1157000	1/4-14 x 3"	HWH	#3	.036-.210	2.400	1,000	
1304000	1/4-14 x 4"	HWH	#3	.036-.210	3.400	500	
1586000	1/4-14 x 3/4"	*HWH	#3	.036-.210	.250	3,000	<ul style="list-style-type: none"> • Commercial overhead steel doors, hinges & latches.
1587000	1/4-14 x 1"	*HWH	#3	.036-.210	.500	2,500	

* 7/16" Across Flats HWH with serrations under head.

Performance Data

PULLOUT VALUES (average lbs. ultimate)										
Fastener		Steel Gauge								
Dia.	Pt.	26	24	22	20	18	16	14	12	3/16
12	2	156	243	283	375	605	848	1181	1856	3520
	3	142	211	289	341	551	757	1063	1631	2998
1/4	3	141	231	293	346	613	880	1145	1858	4550







SHEAR VALUES (average lbs. ultimate)									
Fastener		Steel Gauge (lapped)							
Dia.	Pt.	26	24	22	20	18	16	14	12
12	2	365	600	623	898	1370	1758	2138	2202
	3	-	-	-	769	1358	1620	1970	1986
1/4	3	-	-	-	930	1442	2100	2584	2650

FASTENER VALUES			
Fastener (dia-tpi)	Tensile (lbs. min.)	Shear (avg. lbs. ult.)	Torque (min. in. lbs.)
12-14	2778	2000	92
1/4-14	4060	2600	150

SHEET STEEL GAUGES								
Gauge No.	12	14	16	18	20	22	24	26
Decimal Equivalent	.105"	.075"	.060"	.048"	.036"	.030"	.024"	.018"

The values listed are ultimate averages achieved under laboratory conditions and apply to Buildex manufactured fasteners only. Appropriate safety factors should be applied to these values for design purposes.

Installation Guidelines

-  A standard screwgun with a depth sensitive nosepiece should be used to install TekS. For optimal fastener performance, the screwgun should be a minimum of 6 amps and have an RPM range of 0-2500.
-  Adjust the screwgun nosepiece to properly seat the fastener.
-  New magnetic sockets must be correctly set before use. Remove chip build-up as needed.
-  The fastener is fully seated when the head is flush with the work surface.
-  Overdriving may result in torsional failure of the fastener or stripout of the substrate.
-  The fastener must penetrate beyond the metal structure a minimum of 3 pitches of thread.



1349 West Bryn Mawr Avenue
 Itasca, Illinois 60143
 630-595-3500 Fax: 630-595-3549
 www.itwbuildex.com

Teks® and Climaseal® are trademarks of ITW Buildex and Illinois Tool Works, Inc.


© 2010 ITW Buildex and Illinois Tool Works, Inc.

TEKS®

Self-Drilling Fasteners

First in performance!! Over 40 years of consistent drilling.

The original self-drillers for heavy duty applications.



Applications

- Metal deck to structural steel or bar joist.
- Clips to structural steel or bar joist.
- Liner panels to structural steel or bar joist.
- Accessories to structural steel or bar joist.
- Longer length fasteners can be used in retrofit clip and sheet applications.


Product Features

- Unique double fluted point has precise cutting edges to improve drill performance in 1/4" thru 1/2" steel.
- Engineered for fast drilling and smooth tapping with less effort.
- Climaseal® finish provides excellent corrosion resistance and lower tapping torque.
- Attachments up to 7.2" of material including 1/2" steel.
- 1/4 Diameter has notched threads to reduce tapping torque.

Product Specifications

Diameter	#12, 1/4
Thread Form	12-24, 1/4-28
Head Style	#12: 5/16" HWH 1/4: 5/16" HWH 1/4: 3/8" HWH
Drill Point	Teks 4 Teks 4.5 Teks 5
Finish	Climaseal

Head Style

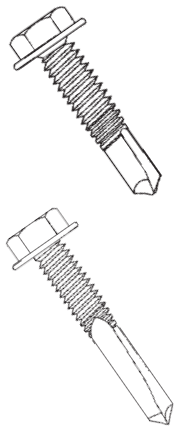


Hex Washer Head

Approvals and Listings

Factory Mutual (J.I. 2 X 9A2 AM), ICC ER-3056, ICC ESR-1976

Selector Guide



Part Number	Description	Head Style	Drill Point	Drill & Tap Capacity	Max. Material Attachment	Box Qty	Applications
1088000	12-24 x 7/8"	HWH	#4	.125-.250	.325	5,000	<ul style="list-style-type: none"> • Metal deck, clips, liner panels or accessories to structural steel or bar joist. • Longer fasteners can be used in retrofit clip and sheet applications.
1414000	12-24 x 1-1/4"	HWH	#4.5	.125-.375	.575	4,000	
1006000	12-24 x 1-1/4"	HWH	#5	.125-.500	.375	4,000	
1070000	12-24 x 1-1/2"	HWH	#5	.125-.500	.625	2,500	
1071000	12-24 x 1-1/2"	**HWH	#5	.125-.500	.625	2,500	
1072000	12-24 x 2"	HWH	#5	.125-.500	1.125	2,000	
1074000	1/4-28 x 3"	*HWH	#5	.125-.500	2.150	1,000	
1075000	1/4-28 x 4"	*HWH	#5	.125-.500	3.150	500	
1641000	1/4-28 x 5"	HWH	#5	.125-.500	4.150	250	
1431000	1/4-28 x 6"	HWH	#5	.125-.500	5.150	250	
1590000	1/4-28 x 8"	HWH	#5	.125-.500	7.150	150	

All available with bonded washer.

* 5/16" Across Flats HWH ** 3/8" Across Flats HWH

Performance Data

PULLOUT VALUES (average lbs. ultimate)						
Fastener		Steel Gauge				
Dia.	Pt.	16	14	12	3/16	1/4
12	4	-	-	1532	3485	3844
	4.5	-	-	1508	3865	4101
	5	-	-	1527	3701	3999
1/4	5	-	-	1507	3300	5059







FASTENER VALUES			
Fastener (dia-tpi)	Tensile (lbs. min.)	Shear (avg. lbs. ult.)	Torque (min. in. lbs.)
12-24 T/4	3020	2100	100
12-24 T/4.5	3020	2100	100
12-24 T/5	3020	2100	100
1/4-28 T/5	5577	3310	234

SHEET STEEL GAUGES								
Gauge No.	12	14	16	18	20	22	24	26
Decimal Equivalent	.105"	.075"	.060"	.048"	.036"	.030"	.024"	.018"

SHEAR VALUES (average lbs. ultimate)						
Fastener		Steel Gauge (lapped)				
Dia.	Pt.	16	14	12	1/8	1/4
12	4	-	-	2048	2030	-
	4.5	-	-	2641	2887	2897
	5	-	-	2650	2700	2762
1/4	5	1597	2005	2350	2792	3310

Note: Teks fasteners are not categorized as structural bolts. Proper design criteria and strengths must be used for satisfactory application. The values listed are ultimate averages achieved under laboratory conditions and apply to Buildex manufactured fasteners only. Appropriate safety factors should be applied to these values for design purposes.

Installation Guidelines

-  A standard screwgun with a depth sensitive nosepiece should be used to install Teks. For optimal fastener performance, the screwgun should be a minimum of 6 amps and have an RPM range of 0-2500. (Maximum 1800 RPM is recommended for Teks 5 fasteners)
-  Adjust the screwgun nosepiece to properly seat the fastener.
-  New magnetic sockets must be correctly set before use. Remove chip build-up as needed.
-  The fastener is fully seated when the head is flush with the work surface.
-  Overdriving may result in torsional failure of the fastener or stripout of the substrate.
-  The fastener must penetrate beyond the metal structure a minimum of 3 pitches of thread.



TEKS®

Low Profile Architectural Metal Roof Clip Fasteners & Rake Angle Shoulder Tekes

Incorporates the ITW exclusive Phillips Square-Driv® anti-cam-out system.



Applications

Low profile architectural metal roof clips to steel purlin.

Low profile architectural metal roof clips to wood supports.

Product Features

#12 diameter utilizes the Phillips Square-Driv with interlocking components system.

- Keeps the driver securely mated to the fastener during installation.
- Hands-free installation.

Sharp convex drill point has precise cutting edges to improve drill performance with less effort.

Low profile pancake head style ensures proper installation of metal roof panels.

#10 Diameter uses the coated Phillips drive system providing improved driver bit to fastener stability and friction fit.

Product Specifications


Low Profile

Diameter	#10, #12
Thread Form	10-16 (Tekes 3), 10-12 (Type A) 12-14 (Tekes 3), 12-11 (Type A)
Head Style	#10: #2 Phillips Pancake #12: #2 Phillips Square-Driv Pancake
Drill Point	Teks® 3 Type A
Finish	Climacoat (Type A) Gray Spex (Tekes 3)

Rake Angle

Diameter	1/4
Thread Form	1/4-14
Head Style	HWH
Drill Point	#3
Finish	Climaseal®

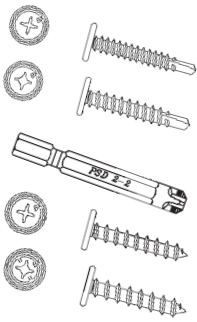
Head Styles



Approvals and Listings

- NOA 09-0928:07
- #10-12 x 1"
 - #10-12 x 1-1/2"

Selector Guide



Part Number	Description	Head Style	Drill Point	Drill & Tap Capacity	Max. Material Attachment	Box Qty	Applications
1560553	10-16 x 1"	#2 Phillips Pancake	#3	.036-.175	.550	4,000	• Low profile architectural metal roof clip to steel purlin
1575553	12-14 x 1"	#2 PSD Pancake	#3	.036-.210	.550	4,000	
1713053	*1/4-14 x 1-1/4"	**HWH	#3	.036-.210	.617	2,500	
1588910	#2 PSD Bit					1	• For #12 Diameter Fastener
2128910	#2 Bit					1	
11596553	10-12 x 1"	#2 Phillips Pancake	Type A	.012-.048	.250	4,000	• Low profile architectural metal roof clip to wood supports
1640553	10-12 x 1-1/2"	#2 Phillips Pancake	Type A	.012-.048	.750	2,500	
1597553	12-11 x 1"	#2 PSD Pancake	Type A	.012-.048	.250	4,000	

* With depth of shoulder
 ** 5/16" Across Flats HWH

Performance Data

PULLOUT VALUES (average lbs. ultimate)									
Fastener		Steel Gauge							
Dia.	Pt.	26	24	22	20	18	16	14	12
#10	3	109	180	218	278	427	583	873	1406
#12	3	139	194	250	369	450	598	915	1500
#10	TypeA	192	280	360	460	568	-	-	-
#12	TypeA	193	300	387	464	621	-	-	-
1/4	3	141	231	293	346	613	880	1145	1858

FASTENER VALUES				
Fastener (dia-tpi)	Point	Tensile (lbs. min.)	Shear (avg. lbs. ult.)	Torque (min. in. lbs.)
10-16	3	1983	1400	78
12-14	3	2652	2000	92
10-12	Type A	2581	1426	81
12-11	Type A	3634	1994	132
1/4	3	4060	2600	150

SHEET STEEL GAUGES								
Gauge No.	12	14	16	18	20	22	24	26
Decimal Equivalent	.105"	.075"	.060"	.048"	.036"	.030"	.024"	.018"

SHEAR VALUES (average lbs. ultimate)					
Fastener		Steel Gauge (lapped)			
Dia.	Pt.	20 gauge	18 gauge	16 gauge	14 gauge
#10	3	727	1164	1366	1460
#12	3	923	1279	1657	1933
1/4	3	930	1442	2100	2584

PULLOUT VALUES (average lbs. ultimate)						
Fastener		Wood Type & Thickness				
Dia.	Pt.	1/2" Plywood	5/8" Plywood	3/4" Plywood	Yellow Pine	3/4" OSB
#10	Type A	364	382	400	579	288
#12	Type A	377	395	427	675	326

The values listed are ultimate averages achieved under laboratory conditions and apply to Buildex manufactured fasteners only. Appropriate safety factors should be applied to these values for design purposes.


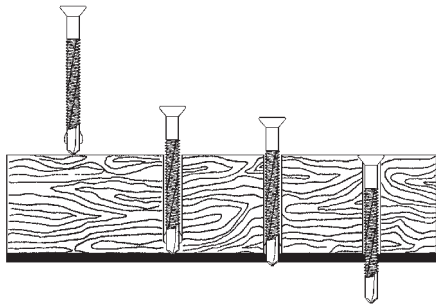
Installation Guidelines

- A standard screwgun with a depth-sensitive nosepiece should be used to install Tekes. For optimal fastener performance, the screwgun should be a minimum of 6 amps and have an RPM range of 0-2500.
- Adjust the screwgun nosepiece to properly seat the fastener.
- The fastener is fully seated when the head is flush with the work surface.
- Overdriving may result in torsional failure of the fastener or stripout of the substrate.
- The fastener must penetrate a minimum of 3 pitches of thread beyond the metal structure.
- New magnetic sockets must be correctly set before use. Remove chip build-up as needed.



Wood-to-Metal Fasteners

No pre-drilling, fast, efficient attachment of wood to steel.



Applications

Plywood roof and floor sheet to steel frames.

Plywood fascia to steel frames.

Product Features

Point has precise cutting edges to improve drill performance with less effort.

Flat head design countersinks and seats flush in wood.

Special winged fasteners ream a hole in wood preventing thread engagement during drilling.

Gray Spex™ finish provides excellent corrosion resistance and lower tapping torque.

Wafer head design has a large bearing surface ideal for plywood.

Compatible with ACQ treated wood.

Product Specifications

Diameter.....#10, #12 and 1/4

Thread Form.....10-16

10-24

12-24

1/4-20

Head Style.....#10: #2 Phillips Flat; #2 Phillips Wafer; #2 Phillips Square-Driv® Flat

#12: #3 Phillips Flat

1/4: #3 Phillips Flat

Drill Point.....Teks 3

Teks 4

Finish.....Gray Spex

Head Styles



Wafer Head

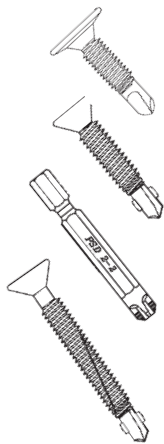


Phillips Flat Head



Phillips Square Driv®

Selector Guide



Part Number	Description	Head Style	Drill Point	Drill & Tap Capacity	Wood Attachment Range	Box Qty	Applications
1565500	10-16 x 1"	Wafer	#3	.030-.175	1/4"-1/2"	2,500	<ul style="list-style-type: none"> Plywood, mansard, fascia, roofing, flooring to steel framing
1791000	10-16 x 1-13/16"	**PSD Flat	#3	.030-.175	1/4"-3/4"	2,500	
1077000	10-24 x 3/4"	Wafer	#3	.036-.175	1/4"-3/8"	8,000	
1079000	10-24 x 1"	Wafer	#3	.036-.175	1/4"-1/2"	5,000	
1547500	10-24 x 1-1/4"	PFH	#3	.036-.175	1/4"-3/4"	5,000	
1643100	10-24 x 1-1/4"	Wafer	#3	.036-.175	1/4"-3/4"	5,000	
1548500	10-24 x 1-1/2"	PFH	#3	.036-.175	1/4"-1"	3,000	
1644100	10-24 x 1-1/2"	Wafer	#3	.036-.175	1/4"-1"	3,000	
1082000	10-24 x 1-7/16"	*PFH	#3	.060-.175	1/4"-3/4"	3,000	
1588910	#2 PSD Bit					1	
1552500	12-24 x 1-5/8"	*PFH	#4	.125-.250	3/4"-1-1/8"	2,500	
1092000	12-24 x 2-1/4"	*PFH	#4	.125-.250	3/4"-1-3/8"	2,000	
1094000	12-24 x 2-3/4"	*PFH	#4	.125-.250	3/4"-1-5/8"	1,500	<ul style="list-style-type: none"> 2 x 4's to steel framing
1096000	1/4-20 x 3"	*PFH	#4	.125-.250	3/4"-2"	1,000	

* With wings ** With ribs under head

Performance Data

PULLOUT VALUES (average lbs. ultimate)												
Fastener	Steel Gauge											
	Dia.	Pt.	26	24	22	20	18	16	14	12	3/16	1/4
#10-16	3	-	208	266	299	499	708	967	1474	-	-	-
#10-24	3	-	-	-	334	495	702	900	1570	3865	4101	-
#12	4	-	-	-	-	-	-	-	1508	4297	-	-
1/4	4	-	-	-	-	-	-	-	1803	-	-	-

FASTENER VALUES			
Fastener (dia-tpi)	Tensile (lbs. min.)	Shear (avg. lbs. ult.)	Torque (min. in. lbs.)
10-16	1936	1400	61
10-24	2702	1500	65
12-24	3165	2200	150
1/4-20	3860	2700	168

SHEET STEEL GAUGES								
Gauge No.	12	14	16	18	20	22	24	26
Decimal Equivalent	.105"	.075"	.060"	.048"	.036"	.030"	.024"	.018"

SHEAR VALUES (average lbs. ultimate)							
Fastener		Steel Gauge (lapped)					
Dia.	Pt.	20	18	16	14	12	1/8
#10	3	728	1266	1540	1522	-	-
#12	4	-	-	-	-	2048	2030
1/4	4	-	-	-	-	2650	2820

The values listed are ultimate averages achieved under laboratory conditions and apply to Buildex manufactured fasteners only. Appropriate safety factors should be applied to these values for design purposes.

Installation Guidelines

- A standard screwgun with a depth sensitive nosepiece should be used to install Teks. For optimal fastener performance, the screwgun should be a minimum of 6 amps and have an RPM range of 0-2500.
- Adjust the screwgun nosepiece to properly seat the fastener.
- Worn or damaged bit tip should be replaced.
- The fastener is fully seated when the head is flush with the work surface.
- Overdriving may result in torsional failure of the fastener or stripout of the substrate.
- The fastener must penetrate beyond the metal structure a minimum of 3 pitches of thread.
- All #10 diameter "Winged" parts must be driven into a minimum of 16 GA steel thickness.
- All 1/4 and #12 diameter "Winged" parts must be driven into a minimum of 1/8" steel in order to break the wings consistently.



1349 West Bryn Mawr Avenue
 Itasca, Illinois 60143
 630-595-3500 Fax: 630-595-3549
 www.itwbuildex.com


Teks®, Climaseal® and Spex™ are trademarks of ITW Buildex and Illinois Tool Works, Inc.
 Phillips Square Drive® is a registered trademark of the Phillips Screw Company.

TEKS®

Self-Drilling Fasteners With Bonded Washer

For weather-tight sealing of roof and wall applications.

**1/4-14 x 7/8
Teks 1
Now Available
with ABOT™
(Anti-Backout Threadform)**



Applications

- Roof panels to purlin or bar joist
- Wall panels to girt
- Mansard panel to structural


Product Features

- Vulcanized bonding of washer eliminates separation of EPDM from the metal backing.
- Dual sealing bonded washer prevents leaks.
- Climaseal® finish provides excellent corrosion resistance and lower tapping torque.
- Point has precise cutting edges to improve drill performance with less effort.
- Point to thread design maximizes pullout performance and minimizes backout.

Product Specifications

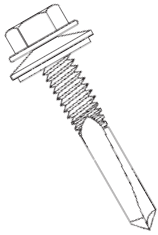
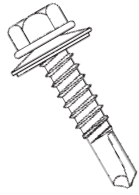
Diameter	#10, #12 & 1/4
Thread Form	10-16
	12-14
	12-24
	1/4-14
	1/4-28
Head Style	#10: 5/16" HWH
	#12: 5/16" HWH
	1/4 (stitch): 5/16" HWH
	1/4: 3/8" HWH
Washer Style	Galvanized (G-90)
Drill Point	Teks 1
	Teks 2
	Teks 3
	Teks 4
	Teks 4.5
	Teks 5
Finishes	Climaseal
	Available with P ³ powder paint

Head Style



Hex Washer Head
with Bonded Washer

Selector Guide



Part Number	Description	Head Style	Drill Point	Drill & Tap Capacity	Max. Material Attachments	Box Qty	Applications	
1005000	10-16 x 3/4"	HWH	#3	.036 - .175	.205	3,000	• Brick tie to steel framing	
1308000	10-16 x 1-1/2"	HWH	#3	.036 - .175	.955	2,500		
1009000	12-14 x 3/4"	HWH	#3	.036 - .210	.150	3,000		• Wall panel to girt
1011000	12-14 x 1"	HWH	#3	.036 - .210	.400	3,000		
1014000	12-14 x 1-1/4"	HWH	#2	.036 - .210	.430	2,500		• Stitch roof and wall panels
1404000	12-14 x 1-1/2"	HWH	#2	.036 - .210	.680	2,000		
1016000	12-14 x 2"	HWH	#3	.036 - .210	1.330	1,500		• Mansard panel to steel framing
1333000	12-14 x 3"	HWH	#3	.036 - .210	2.330	1,000		
1332000	12-14 x 4"	HWH	#3	.036 - .210	3.330	500		• Roof panel to purlin
1416000	1/4-14 x 7/8"	HWH	#1	.018 - .095	.260	3,000		
1160000	1/4-14 x 1"	HWH	#3	.036 - .210	.280	2,500	• Retrofit panels to structural	
1019000	1/4-14 x 1-1/4"	HWH	#3	.036 - .210	.530	2,000		
1020000	1/4-14 x 1-1/2"	HWH	#3	.036 - .210	.780	1,500		
1021000	1/4-14 x 2"	HWH	#3	.036 - .210	1.280	1,000		
1555000	1/4-14 X 2-1/2"	HWH	#3	.036 - .210	1.780	1,000		
1022000	1/4-14 x 3"	HWH	#3	.036 - .210	2.280	750		
1429000	1/4-14 x 4"	HWH	#3	.036 - .210	3.280	500		• Roof and wall panel to bar joist or structural.
1010000	12-24 x 7/8"	HWH	#4	.125 - .250	.205	3,000		
1415000	12-24 x 1-1/4"	HWH	#4.5	.125 - .375	.455	2,500		• Longer fasteners may be used in retrofit applications
1000000	12-24 x 1-1/4"	HWH	#5	.125 - .500	.255	2,500		
1001000	12-24 x 1-1/2"	HWH	#5	.125 - .500	.505	2,000		
1002000	12-24 x 2"	HWH	#5	.125 - .500	1.005	1,500		
1003000	1/4-28 x 3"	**HWH	#5	.125 - .500	2.030	1,000		
1004000	1/4-28 x 4"	**HWH	#5	.125 - .500	3.030	500		
1647000	1/4-28 x 5"	*HWH	#5	.125 - .500	4.030	250		
1432000	1/4-28 x 6"	*HWH	#5	.125 - .500	5.030	250		
1619000	1/4-28 x 8"	*HWH	#5	.125 - .500	7.030	150		

* 3/4" Bonded washer ** 5/16" Across Flats HWH

Performance Data

PULLOUT VALUES (average lbs. ultimate)											
Fastener		Steel Gauge									
Dia.	Pt.	26	24	22	20	18	16	14	12	3/16	1/4
10	3	124	208	266	299	499	708	967	1474	-	-
	12	2	156	243	283	375	605	848	1181	1856	3520
12	3	142	211	289	341	551	757	1063	1631	2998	-
	4	-	-	-	-	-	-	-	1532	3485	3844
	4.5	-	-	-	-	-	-	-	1508	3865	4104
1/4	5	-	-	-	-	-	-	-	1527	3701	3999
	1	208	329	428	562	800	1151	-	-	-	-
	3	141	231	293	346	613	880	1145	1877	4550	-
	5	-	-	-	-	-	607	918	1507	3300	5059

FASTENER VALUES			
Fastener (dia-tpi)	Tensile (lbs. min.)	Shear (avg. lbs. ult.)	Torque (min. in. lbs.)
10-16	1936	1400	61
12-14	2778	2000	92
12-24	3020	2100	100
1/4-14	4060	2600	150
1/4-28	5577	3310	234

SHEET STEEL GAUGES								
Gauge No.	12	14	16	18	20	22	24	26
Decimal Equivalent	.105"	.075"	.060"	.048"	.036"	.030"	.024"	.018"

SHEAR VALUES (average lbs. ultimate)											
Fastener		Steel Gauge (lapped)									
Dia.	Pt.	26	24	22	20	18	16	14	12	1/8	1/4
10	3	-	445	526	728	1266	1540	1552	-	-	-
	12	2	365	600	623	898	1370	1758	2138	-	-
12	3	-	-	-	769	1358	1620	1970	1986	-	-
	4	-	-	-	-	-	-	-	2048	2030	-
	4.5	-	-	-	-	-	-	-	2641	2887	-
1/4	5	-	-	-	-	-	-	-	2650	2700	-
	1	511	849	885	1244	1764	-	-	-	-	-
	3	-	-	-	930	1442	2100	2584	2650	-	-
	5	-	-	-	-	-	1597	2005	2350	2792	3310

The values listed are ultimate averages achieved under laboratory conditions and apply to Buildex manufactured fasteners only. Appropriate safety factors should be applied to these values for design purposes.

Installation Guidelines

- A standard screwgun with a depth sensitive nosepiece should be used to install Tek screws. For optimal fastener performance, the screwgun should be a minimum of 6 amps and have an RPM range of 0-2500.
- New magnetic sockets must be correctly set before use. Remove chip build-up as needed.

- Adjust the screwgun nosepiece to properly seat the fastener.
- Overdriving may result in torsional failure of the fastener or stripout of the substrate.
- The fastener must penetrate beyond the metal structure a minimum of 3 pitches of thread.

Properly Seated Washers



1349 West Bryn Mawr Avenue
Itasca, Illinois 60143
630-595-3500 Fax: 630-595-3549
www.itwbuildex.com

Teks®, ABOT™, and Climaseal® are trademarks of ITW Buildex and Illinois Tool Works, Inc.

© 2010 ITW Buildex and Illinois Tool Works, Inc.

MAXISEAL®

Integral Washer System

Maxiseal ... The premium sealing system for Teks® self-drilling, self-tapping fasteners.










**1/4-14 x 7/8
Teks 1
Now Available
with ABOT™
(Anti-Backout Threadform)**



Applications

-  Roof panel to purlin and wall panel to girt.
-  Stitching roof, wall, fascia, eave panels or gutter straps.
-  Roof and wall panel or accessories over blanket insulation to steel framing.
-  #17 diameter replacement for stripped #12 and 1/4 diameter fasteners.

Product Features

-  Controls the EPDM rubber washer for improved in place appearance and increased washer life.
-  Seals when driven at an angle.
-  Optimum pullover resistance.
-  Hex washer head provides excellent driving stability.
-  Point has precise cutting edges to improve drill performance with less effort.
-  Non-walking point provides fast material engagement.
-  Point to thread design maximizes pullout performance and minimizes backout.
-  Drills and taps in the broadest range of applications.
-  Climaseal® finish provides excellent corrosion resistance and lower tapping torque.

Product Specifications

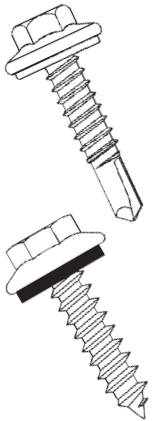
Diameter	#10, #12, 1/4 and #17
Thread Form	10-16 12-14, 12-24 1/4-14 17-14
Head Style	#10: 5/16" HWH #12: 5/16" HWH 1/4: 5/16" HWH and 3/8" HWH #17: 5/16" HWH
Washer Style	9/16" O.D. Integral System
Drill Point	Teks 1 Teks 2 Teks 3 Teks 4 Teks 5 Type AB
Finish	Climaseal Available with P ³ powder paint

Head Style



Maxiseal Head

Selector Guide



Part Number	Description	Head Style	Drill Point	Drill & Tap Capacity	Max. Attachment	Material Qty	Box Qty	Applications
1376000	10-16 x 3/4"	HWH	#3	.036-.175	.325	3,000		• Roof and wall panel to steel framing
1023000	12-14 x 3/4"	HWH	#3	.036-.210	.260	3,000		• Panel over insulation to steel framing
1026000	12-14 x 1"	HWH	#3	.036-.210	.490	2,500		
1029000	12-14 x 1-1/4"	HWH	#2	.036-.210	.560	2,500		
1428000	12-14 x 1-1/2"	HWH	#2	.036-.210	.790	2,000		
1730000	12-24 x 7/8"	HWH	#4	.018-.250	.295	3,000		
1517000	12-24 x 1-1/2"	HWH	#5	.125-.500	.500	2,000		• Roof and wall panel to bar joist or structural
1389000	1/4-14 x 7/8"	HWH	#1	.018-.095	.320	3,000		• Stitching roof, wall, fascia, or eave panels
1042053	1/4-14 x 3/4"	*HWH	#3	.036-.210	.200	2,500		• Sheet or accessories with up to 6" blanket insulation to steel framing
1044000	1/4-14 x 1"	*HWH	#3	.036-.210	.310	2,500		
1423000	1/4-14 X 1-1/4"	**HWH	#3	.036-.210	.560	2,000		
1048000	1/4-14 x 1-1/2"	*HWH	#3	.036-.210	.810	2,000		
1018000	1/4-14 X 1-3/4"	*HWH	#3	.036-.210	1.060	1,500		
1712000	1/4-14 x 3"	**HWH	#3	.036-.210	2.310	1,000		
1063053	17-14 x 1"	**HWH	AB	-	.685	2,500		• Replacement screw for 12 and 1/4" diameter

* 3/8" Across Flats ** 5/16" HWH

Performance Data

PULLOUT VALUES (average lbs. ultimate)											
Fastener		Steel Gauge									
Dia.	Pt.	26	24	22	20	18	16	14	12	3/16	1/4
10	3	124	208	266	299	499	708	967	1474	-	-
12	2	156	243	283	375	605	848	1181	1856	3520	-
	3	142	211	289	341	551	757	1063	1631	2998	-
	4	-	-	-	-	-	697	986	1532	3485	3844
1/4	5	-	-	-	-	-	-	-	1527	3701	3999
	1	208	329	428	562	800	1151	-	-	-	-
	3	141	231	293	346	613	880	1145	1877	4550	-
17	AB	235	365	496	597	702	926	1180	1716	3523	-
	AB	225	261	350	442	553	752	1122	-	-	-

FASTENER VALUES			
Fastener (dia-tpi)	Tensile (lbs. min.)	Shear (avg. lbs. ult.)	Torque (min. in. lbs.)
10-16	1936	1400	61
12-14	2778	2000	92
12-24 T/4	3020	2100	100
12-24 T/5	2020	2100	100
1/4-14	4060	2600	150
17-14	5300	3200	180

SHEET STEEL GAUGES								
Gauge No.	12	14	16	18	20	22	24	26
Decimal Equivalent	.105"	.075"	.060"	.048"	.036"	.030"	.024"	.018"

SHEAR VALUES (average lbs. ultimate)									
Fastener		Steel Gauge (lapped)							
Dia.	Pt.	26	24	22	20	18	16	14	12
10	3	-	445	526	728	1266	1540	1552	-
12	2	365	600	623	898	1370	1758	2138	-
	3	-	-	-	769	1358	1620	1970	1986
	4	-	-	-	-	-	-	-	2048
	5	-	-	-	-	-	-	-	2650
1/4	1	511	849	885	1244	1765	-	-	-
	3	-	-	-	930	1442	2100	2584	2650
	AB	422	482	669	889	1157	-	-	-
17	AB	459	745	989	958	1415	-	-	-

The values listed are ultimate averages achieved under laboratory conditions and apply to Buildex manufactured fasteners only. Appropriate safety factors should be applied to these values for design purposes.

Installation Guidelines

A standard screwgun with a depth sensitive nosepiece should be used to install Teks®. For optimal fastener performance, the screwgun should be a minimum of 6 amps and have an RPM range of 0-2500.

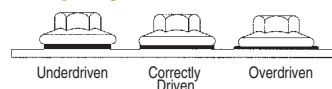
Adjust the screwgun nosepiece to properly seat the fastener.

New magnetic sockets must be correctly set before use. Remove chip build up as needed.

Overdriving may result in torsional failure of the fastener or stripout of the substrate.

The fastener must penetrate beyond the metal structure a minimum of 3 pitches of thread.

Properly Seated Washers



SCOTS®

Long Life Tek® Fasteners

The Original Buildex Scots 300 Stainless Steel Encapsulated

Head will never rust EVER!!!

**1/4-14 x 7/8
Tek 1
Now Available
with ABOT™
(Anti-Backout Threadform)**



Applications

- Panel over blanket insulation to steel frame.
- Roof curb to structural steel.
- Standing seam roof system endlaps.
- Stitch roof and wall sidelaps.
- #17 diameter replacement screw for #12 and 1/4 diameter fasteners.

Product Features

- For improved appearance and extra life an integral design controls the EPDM rubber washer.
- Combines 300 series stainless steel exterior with the strength of carbon steel.
- 300 series stainless most preferred for galvalume long life panels.
- Maximum sealing and corrosion protection.
- Point has precise cutting edges to improve drill performance with less effort.
- Non-walking point provides fast material engagement.
- Point to thread design maximizes pullout performance and minimizes backout.
- Drills and taps in the broadest range of applications.

Product Specifications

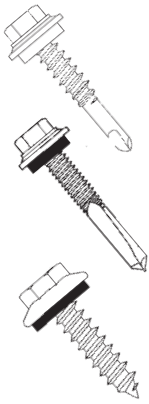
Diameter	#12, 1/4 and #17
Thread Form	12-14 12-24 1/4-14 17-14
Head Style	5/16" HWH (300 Series Stainless)
Washer Style	9/16" O.D. Integral
Drill Point	Teks 1 Teks 2 Teks 3 Teks 5 Type AB
Finish	Climaseal® Available with P ³ powder paint

Head Style



Scots Head

Selector Guide



Part Number	Description	Head Style	Drill Point	Drill & Tap Capacity	Max. Material Attachment	Box Qty	Applications
1165253	12-14 x 1"	HWH	#3	.036-.210	.310	2,500	<ul style="list-style-type: none"> Panel over blanket insulation to steel frame. Roof curb to structural steel.
1167253	12-14 x 1-1/4"	HWH	#2	.036-.210	.560	2,500	
1168253	12-14 x 1-1/2"	HWH	#2	.036-.210	.790	2,000	
1163000	12-24 x 2"	HWH	#5	.125-.500	1.000	1,500	
1387253	1/4-14 x 7/8"	HWH	#1	.018-.095	.320	2,500	
1175153	1/4-14 x 1-1/8"	HWH	#1	.018-.095	.395	2,500	<ul style="list-style-type: none"> Standing seam roof system endlaps. Stitch roof and wall sidelaps. SSR endlaps.
1616000	1/4-14 x 1-1/4"	HWH	#3	.036-.210	.630	2,000	
1178253	1/4-14 x 3/4"	HWH	AB	.012-.048	.435	2,500	<ul style="list-style-type: none"> Replacement screw for #12 and 1/4 diameter fasteners.
1180225	17-14 x 1"	HWH	AB	-	.686	1,500	

Performance Data

PULLOUT VALUES (average lbs. ultimate)											
Fastener		Steel Gauge									
Dia.	Pt.	26	24	22	20	18	16	14	12	3/16	1/4
12	2	156	243	283	375	605	848	1181	1856	3520	-
12	5	-	-	-	-	-	-	-	1527	3701	3999
1/4	5	-	-	-	-	-	-	-	1507	3300	5059
1/4	1	208	329	428	562	800	1151	-	-	-	-
	AB	235	365	496	597	702	926	1180	1690	3446	4212
17	AB	225	261	350	442	553	752	1122	1716	3523	4250

FASTENER VALUES			
Fastener (dia-tpi)	Tensile (lbs. min.)	Shear (avg. lbs. ult.)	Torque (min. in. lbs.)
12-14	2778	2000	92
12-24	3188	2100	100
1/4-14	4060	2600	150
1/4-28	5577	3310	234
17-14	5300	3200	180

SHEET STEEL GAUGES								
Gauge No.	12	14	16	18	20	22	24	26
Decimal Equivalent	.105"	.075"	.060"	.048"	.036"	.030"	.024"	.018"

SHEAR VALUES (average lbs. ultimate)											
Fastener		Steel Gauge (lapped)									
Dia.	Pt.	26	24	22	20	18	16	14	1/8	3/16	1/4
12	2	365	600	623	898	1370	1758	2138	2202	-	-
12	5	-	-	-	-	-	-	-	2700	2720	2762
1/4	5	-	-	-	-	-	1597	2005	2350	2792	3310
1/4	1	511	849	885	1244	1764	-	-	-	-	-
	AB	422	482	669	889	1157	-	-	-	-	-
17	AB	459	745	989	958	1415	-	-	-	-	-

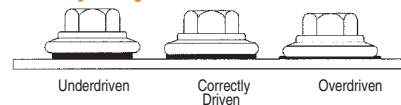
The values listed are ultimate averages achieved under laboratory conditions and apply to Buildex manufactured fasteners only. Appropriate safety factors should be applied to these values for design purposes.

Installation Guidelines

- A standard screwgun with a depth sensitive nosepiece should be used to install TekS®. For optimal fastener performance, the screwgun should be a minimum of 6 amps and have an RPM range of 0-2500.
- Adjust the screwgun nosepiece to properly seat the fastener.
- New magnetic sockets must be correctly set before use. Remove chip build-up as needed.


- Overdriving may result in torsional failure of the fastener or stripout of the substrate.
- The fastener must penetrate beyond the metal structure a minimum of 3 pitches of thread.

Properly Seated Washers










410 STAINLESS STEEL TEKS®

Self drilling fasteners for applications requiring extra corrosion protection



Applications

-  Clips to structural steel or bar joist.
-  Duct work to steel framing.
-  Liner panels to structural steel or bar joist.
-  Brick ties to steel framing.
-  Accessories to structural steel or bar joist.
-  HVAC, electrical accessories to steel framing.
-  Longer length fasteners can be used in retrofit clip and sheet applications.

Product Features

-  Engineered for fast drilling and smooth tapping with less effort.
-  410 Stainless Steel for added corrosion protection.
-  Silver Climashield® finish for added protection compared to standard 410 Stainless Steel products.
-  Point to thread design maximizes pullout performance and minimizes backout.

Product Specifications

Diameter	#8, #10, #12, and 1/4"
Thread Form	8-18
	10-16
	12-14
	1/4-14
Head Style	#8: 5/16" HWH, #10: 5/16" HWH, #12: 5/16" HWH, and 1/4": 3/8" HWH
Drill Point	Teks 2, Tek 3
Finish	Silver Climashield

Head Style



Hex Washer Head (HWH)

Selector Guide



Part Number	Description	Head Style	Drill Point	Drill & Tap Capacity	Max. Material Attachment	Box Qty	Applications
1897000	8-18 x 1/2"	HWH	#2	.036 - .100	0.205	10,000	<ul style="list-style-type: none"> • Metal deck, clips, lines or accessories to structural steel or bar joist • Longer fasteners can be used in retrofit clip and sheet applications
1830000	10-16 x 3/4"	HWH	#3	.036 - .175	0.325	5,000	
1831000	10-16 x 1"	HWH	#3	.036 - .175	0.575	5,000	
1834000	12-14 x 3/4"	HWH	#3	.036 - .210	0.270	5,000	
1835000	12-14 x 1"	HWH	#3	.036 - .210	0.520	2,500	
1837000	12-14 x 1-1/2"	HWH	#3	.036 - .210	0.980	2,000	
1842000	1/4-14 x 3/4"	HWH	#3	.036 - .210	0.150	2,500	
1843000	1/4-14 x 1"	HWH	#3	.036 - .210	0.400	2,500	

Performance Data







PULLOUT VALUES (average lbs. ultimate)										
Fastener		Steel Gauge								
Dia.	Pt.	26	24	22	20	18	16	14	12	3/16
8	2	119	193	265	298	491	703	959	-	-
10	3	124	208	266	299	499	708	967	1474	-
12	3	131	196	258	312	452	692	1063	1631	2998
1/4	3	141	231	293	346	613	880	1145	1858	4550

SHEAR VALUES (average lbs. ultimate)									
Fastener		Steel Gauge (lapped)							
Dia.	Pt.	26	24	22	20	18	16	14	12
8	2	294	496	560	740	1060	-	-	-
10	3	-	455	526	728	1266	1540	1552	-
12	3	-	-	-	769	1358	1620	1970	1986
1/4	3	-	-	-	930	1442	2100	2584	2650

The values listed are ultimate averages achieved under laboratory conditions and apply to Buildex manufactured fasteners only. Appropriate safety factors should be applied to these values for design purposes.

FASTENER VALUES			
Fastener (dia-tpi)	Tensile (lbs. min.)	Shear (avg. lbs. ult.)	Torque (min. in. lbs.)
8-18	1545	1000	42
10-16	1936	1400	61
12-14	2778	2000	92
1/4-14	4060	2600	150

Installation Guidelines

-  A standard screwgun with a depth sensitive nosepiece should be used to install Tekes. For optimal fastener performance, the screwgun should be a minimum of 6 amps and have an RPM range of 0-2500.
-  Adjust the screwgun nosepiece to properly seat the fastener.
-  New magnetic sockets must be correctly set before use. Remove chip build-up as needed.
-  The fastener is fully seated when the head is flush with the work surface.
-  Overdriving may result in torsional failure of the fastener or stripout of the substrate.
-  The fastener must penetrate beyond the metal structure a minimum of 3 pitches of thread.









410 STAINLESS STEEL TEKS®

Self drilling fasteners with bonded washers for applications requiring extra corrosion protection.



Applications

-  Retrofit panels to steel framing.
-  Stitch roof and wall panels.
-  Brick ties to steel framing.
-  Roof panels to purlin or bar joist.
-  Wall panels to girt.
-  Mansard panel to structural.

Product Features

-  Vulcanized bonding of washer eliminates separation of EPDM from the metal backing.
-  Point to thread design maximizes pullout performance and minimizes backout.
-  EPDM bonded washer prevents leaks.
-  410 Stainless Steel for added corrosion protection.
-  Point has precise cutting edges to improve drill performance with less effort.
-  Corrosion resistant finish for added surface rust protection.

Product Specifications

Diameter	#10, #12, and 1/4
Thread Form	10-16 12-14 1/4-14
Head Style	#10: 5/16" HWH, #12: 5/16" HWH, and 1/4": 3/8" HWH
Drill Point	Teks 3
Washer Style9/16" O.D. Bonded (8-18 Stainless Steel)
Finish	Silver Climashield®

Head Style



Hex Washer Head with Bonded Washer

Selector Guide



Part Number	Description	Head Style	Drill Point	Drill & Tap Capacity	Max. Material Attachment	Box Qty	Applications
1850000	10-16 x 3/4"	HWH	#3	.036 - .175	0.205	4,500	<ul style="list-style-type: none"> • Brick tie to steel framing • Mansard panel to steel framing • Roof panel to purlin • Wall panel to girt • Stitch roof and wall panels • Retrofit panels to structural
1848000	10-16 x 1-1/2"	HWH	#3	.036 - .175	0.955	2,500	
1853000	12-14 x 1"	HWH	#3	.036 - .210	0.400	2,500	
1851000	12-14 x 1-1/4"	HWH	#3	.036 - .210	0.620	2,500	
1854000	12-14 x 1-1/2"	HWH	#3	.036 - .210	0.850	2,000	
1860000	12-14 x 2"	HWH	#3	.036 - .210	1.330	1,500	
1857000	1/4-14 x 1"	HWH	#3	.036 - .210	0.280	2,500	
1861000	1/4-14 x 1-1/4"	HWH	#3	.036 - .210	0.530	2,000	
1862000	1/4-14 x 1-1/2"	HWH	#3	.036 - .210	0.780	1,500	
1892000	1/4-14 x 3"	HWH	#3	.036 - .210	2.280	500	

Performance Data

PULLOUT VALUES (average lbs. ultimate)										
Fastener		Steel Gauge								
Dia.	Pt.	26	24	22	20	18	16	14	12	3/16
8	2	119	193	265	298	491	703	959	-	-
10	3	124	208	266	299	499	708	967	1474	-
12	3	131	196	258	312	452	692	1063	1631	2998
1/4	3	141	231	293	346	613	880	1145	1858	4550

SHEAR VALUES (average lbs. ultimate)									
Fastener		Steel Gauge (lapped)							
Dia.	Pt.	26	24	22	20	18	16	14	12
8	2	294	496	560	740	1060	-	-	-
10	3	-	455	526	728	1266	1540	1552	-
12	3	-	-	-	769	1358	1620	1970	1986
1/4	3	-	-	-	930	1442	2100	2584	2650

The values listed are ultimate averages achieved under laboratory conditions and apply to Buildex manufactured fasteners only. Appropriate safety factors should be applied to these values for design purposes.

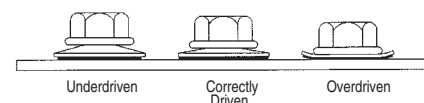
FASTENER VALUES			
Fastener (dia-tpi)	Tensile (lbs. min.)	Shear (avg. lbs. ult.)	Torque (min. in. lbs.)
8-18	1545	1000	42
10-16	1936	1400	61
12-14	2778	2000	92
1/4-14	4060	2600	150

Installation Guidelines

- A standard screwgun with a depth sensitive nosepiece should be used to install Tekes. For optimal fastener performance, the screwgun should be a minimum of 6 amps and have an RPM range of 0-2500.
- Adjust the screwgun nosepiece to properly seat the fastener.
- New magnetic sockets must be correctly set before use. Remove chip build-up as needed.

- Overdriving may result in torsional failure of the fastener or stripout of the substrate.
- The fastener must penetrate beyond the metal structure a minimum of 3 pitches of thread.

Properly Seated Washers




304 SS & CARBON STEEL TAPPERS


Self tapping fasteners for applications requiring extra corrosion protection.




Applications


 Clips to structural or bar joist.


 Longer length fasteners can be used in retrofit clip & sheet applications.


 Coastal applications. (Stainless Steel Only)

 Liner panels to structural steel or bar joist.

Product Features

 304 Stainless Steel for added corrosion protection.

 Engineered for fast and smooth tapping with less effort.

 Vulcanized bonding of washer eliminates separation.

Product Specifications

Material304 Stainless Steel or Carbon Steel

Diameter#14

Thread Form14-10

Head Style3/8" AF HWH

PointType A

FinishElectro Zinc

Head Style



Hex Head
with Bonded Washer

304 SS & CARBON TAPPERS

PRODUCT REPORT No. 040601

Selector Guide



Carbon Steel Electro Zinc Part Number	304 Series Electro Zinc Part Number	Description	Carbon Steel Box Qty.	304 SS Box Qty.
1874200	1863000	14 x 3/4" HWH W/ BD Type A Tappers	2,500	2,500
1875200	1864000	14 x 1" HWH W/ BD Type A Tappers	2,500	2,500
1877200	1866000	14 x 1-1/2" HWH W/ BD Type A Tappers	2,000	2,000
1879200	-	14 x 2" HWH W/ BD Type A Tappers	1,500	-

Performance Data

with Bonded Washer		PULLOUT VALUES (average lbs ultimate)							
		Gauge	26	24	22	20	18	16	14
Fastener		Thickness	0.018	0.024	0.030	0.036	0.048	0.060	0.075
14	Type A	Drill Size	1/8"	5/32"	5/32"	3/16"	3/16"	#7	#7
14	Type A		191	252	336	371	545	694	884







304 SS FASTENER VALUES (average lbs ultimate)			
Fastener (dia-tpi)	Tensile (lbs. min.)	Shear (avg. lbs. ult.)	Fastener (min. in. lbs.)
14-10	2684	2148	127

with Bonded Washer		PULLOUT VALUES (average lbs ultimate)							
		Gauge	26	24	22	20	18	16	14
Fastener		Thickness	0.018	0.024	0.030	0.036	0.048	0.060	0.075
14	Type A	Drill Size	1/8"	5/32"	5/32"	3/16"	3/16"	#7	#7
14	Type A		595	827	1093	1341	1931	2229	2696

CARBON STEEL FASTENER VALUES (average lbs ultimate)			
Fastener (dia-tpi)	Tensile (lbs. min.)	Shear (avg. lbs. ult.)	Fastener (min. in. lbs.)
14-10	4060	2600	150

with Bonded Washer		SHEAR VALUES (average lbs ultimate)					
		Gauge	26-14	24-14	22-14	20-14	18-14
14	Pt	Drill Size	#7	#5	#2	#2	.234"
	Type A		534	704	863	1245	2120

Installation Guidelines

-  A standard screwgun with a depth sensitive nosepiece should be used to install Tappers. For optimal fastener performance, the screwgun should be a minimum of 6 amps and have an RPM range of 0-2500.
-  Adjust the screwgun nosepiece to properly seat the fastener.
-  New magnetic sockets must be correctly set before use. Remove chip build-up as needed.
-  The fastener is fully seated when the head is flush with the work surface.
-  Overdriving may result in torsional failure of the fastener or stripout of the substrate.
-  The fastener must penetrate beyond the metal structure a minimum of 3 pitches of thread.



1349 West Bryn Mawr Avenue
Itasca, Illinois 60143
630-595-3500 Fax: 630-595-3549
www.itwbuildex.com

HTZ™

High Torque Zinc Die-Cast Long Life Metal Building Tek[®] Fasteners




Buildex HTZ fasteners exhibit the highest torsional head strength in the zinc die cast market... no head failures.

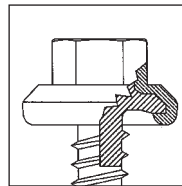
**1/4-14 x 7/8
Tek[®] 1
Now Available
with ABOT™
(Anti-Backout Threadform)**



HIGH TORQUE ZINC DIE CAST








Applications

-  Panel over blanket insulation to steel frame.
-  Stitch roof and wall sidelaps.
-  Standing seam roof system endlaps.



No Mar Radius Head Design

Product Features

-  HTZ Internal Spline provides the strongest torsional values in the industry... no head failures.
-  Zinc aluminum alloy head provides acceptable long life resistance... no red rust.
-  No mar radius head design will not scratch, pierce or damage panels if overdriven.
-  Indented HWH provides excellent socket stability.
-  For improved appearance and extra life an integral design controls the EPDM washer... maximum sealing protection.
-  Non-walking point, fast material engagement.
-  Point-to-thread design maximizes pullout performance and minimizes backout.

Product Specifications

Diameter#12, 1/4
Thread Form.....12-14, 1/4-14
Point Type.....Tek[®] 1, Tek[®] 2, Type AB
Finish.....Climaseal[®]
 Available with P³ powder paint

Head Style



5/16 HWH Zinc-Aluminum Alloy with Integral Washer Design

PRODUCT REPORT No. 72100

Selector Guide



Part Number	Description	Head Style	Drill Point	Drill & Tap Capacity	Max. Material Attachment
1721053	1/4-14 x 7/8"	HTZ	#1	.024-.095	.320
1727053	12-14 x 1	HTZ	#2	.024-.095	.310
1725053	12-14 x 1-1/4"	HTZ	#2	.024 - .095	.560
1729053	12-14 x 1-1/2"	HTZ	#2	.036-.210	.790
1757053	12-14 x 2"	HTZ	#2	.036-.210	1.40
1723053	1/4-14 x 1-1/4"	HTZ	#2	.036-.210	.630
1736054	1/4-14 x 1"	HTZ	AB	.012-.048	.685
1778053	1/4-14 x 1-1/2"	HTZ	AB	.012-.048	1.180

Performance Data

PULLOUT VALUES (average lbs. ultimate)											
Fastener		Steel Gauge									
Dia.	Pt.	26	24	22	20	18	16	14	12	3/16	1/4
12	2	156	243	283	375	605	848	1181	1856	3520	-
1/4	1	208	329	428	562	800	1151	-	-	-	-
	2	141	231	293	346	613	830	1145	1858	4550	-
	AB	235	365	496	597	702	926	1180	1690	3446	4212

SHEAR VALUES (average lbs. ultimate)									
Fastener		Steel Gauge (lapped)							
Dia.	Pt.	26	24	22	20	18	16	14	12
12	2	365	600	623	898	1370	1758	2138	2202
1/4	1	511	849	885	1244	1764	-	-	-
	2	-	-	-	930	1442	2100	2584	2650
	AB	422	482	669	889	1157	-	-	-

SHEET STEEL GAUGES									
Gauge No.	12	14	16	18	20	22	24	26	
Decimal Equivalent	.105"	.075"	.060"	.048"	.036"	.030"	.024"	.018"	

FASTENER VALUES			
Fastener (dia-tpi)	Tensile (lbs. min.)	Shear (avg.lbs.ult.)	Torque (min.in.lbs.)
12-14	2778	2000	92
1/4-14	4060	2600	150

Note: Tek screws are not categorized as structural bolts. Proper design criteria and strengths must be used for satisfactory application.

The values listed are ultimate averages achieved under laboratory conditions and apply to Buildex manufactured fasteners only. Appropriate safety factors should be applied to these values for design purposes.

Installation Guidelines


- A standard screwgun with a depth sensitive nosepiece should be used to install Tek screws. For optimal fastener performance, the screwgun should be a minimum of 6 amps and have an RPM range of 0-2500.
- Adjust the screwgun nosepiece to properly seat the fastener.
- New magnetic sockets must be correctly set before use. Remove chip build-up as needed.
- The fastener is fully seated when the head is flush with the work surface.
- The fastener must penetrate beyond the metal structure a minimum of 3 pitches of thread.



TEKS®

Exterior Rigid Insulation Fasteners

The original self-drilling fasteners designed specifically for rigid insulation.



Applications

- Roof and wall panel over rigid insulation to steel framing.
- Roof panel over spacer block and insulation to eave purlin.


Product Features

- Unique rider section stops panel jacking, point burnout and breakage.
- High thread under the head prevents panel stripout.
- Improved in place aesthetics.
- Available in Scots® and Maxiseal® headstyles.
- Maximum pullover performance.
- Excellent driving stability.
- Seals when driven at an angle.
- Fastens the broadest range of insulation thickness.
- Point has precise cutting edges to improve drill performance with less effort.
- Non-walking point provides fast material engagement.
- Point to thread design maximizes pullout performance and minimizes backout.
- Climaseal® finish provides excellent corrosion resistance and lower tapping torque.

Product Specifications

- Diameter**.....#12
- Thread Form**.....12-14 with rider section
- Head Style**.....5/16" HWH Maxiseal
5/16" HWH Scots 300 Series
Stainless
- Washer Style**.....9/16" O.D. Integral System
- Drill Point**.....Teks 3
- Finish**.....Climaseal
Available with P³ powder paint

Head Styles

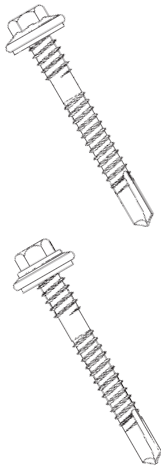


Maxiseal Head



Scots Head

Selector Guide



Part Number	Description	Head Style	Drill Point	Drill & Tap Capacity	Insulation Range	Box Qty	Application
Maxiseal®							• Roof and wall panel over rigid insulation to steel framing.
1034000	12-14 x 1-7/8"	HWH	#3	.036-.210	3/4" to 1"	1,500	
1036000	12-14 x 2-3/8"	HWH	#3	.036-.210	1-1/8" to 1-1/2"	1,000	
1038000	12-14 x 3-1/4"	HWH	#3	.036-.210	1-5/8" to 2-3/8"	750	
1040000	12-14 x 4"	HWH	#3	.036-.210	2-1/8" to 3"	500	
Scots®							• Roof panel over spacer block and insulation to eave purlin.
1169200	12-14 x 1-7/8"	HWH	#3	.036-.210	3/4" to 1"	1,500	
1170200	12-14 x 2-3/8"	HWH	#3	.036-.210	1-1/8" to 1-1/2"	1,000	
1171200	12-14 x 3-1/4"	HWH	#3	.036-.210	1-5/8" to 2-3/8"	750	
1172200	12-14 x 4"	HWH	#3	.036-.210	2-1/8" to 3"	500	

Performance Data

PULLOUT VALUES (average lbs. ultimate)										
Fastener		Steel Gauge								
Dia.	Pt.	26	24	22	20	18	16	14	12	3/16
12	3	142	211	289	341	551	757	1063	1631	2998

FASTENER VALUES			
Fastener (dia-tpi)	Tensile (lbs. min.)	Shear (avg. lbs. ult.)	Torque (min. in. lbs.)
12-14	2778	2000	90

SHEET STEEL GAUGES								
Gauge No.	12	14	16	18	20	22	24	26
Decimal Equivalent	.105"	.075"	.060"	.048"	.036"	.030"	.024"	.018"


SHEAR VALUES (average lbs. ultimate)									
Fastener		Steel Gauge (lapped)							
Dia.	Pt.	26	24	22	20	18	16	14	12
12	3	-	-	-	769	1358	1620	1970	1986

The values listed are ultimate averages achieved under laboratory conditions and apply to Buildex manufactured fasteners only. Appropriate safety factors should be applied to these values for design purposes.

Installation Guidelines

- A standard screwgun with a depth sensitive nosepiece should be used to install Tekes. For optimal fastener performance, the screwgun should be a minimum of 6 amps and have an RPM range of 0-2500.
- Adjust the screwgun nosepiece to properly seat the fastener.
- New magnetic sockets must be correctly set before use. Remove chip build-up as needed.
- Overdriving may result in torsional failure of the fastener or stripout of the substrate.
- The fastener must penetrate beyond the metal structure a minimum of 3 pitches of thread.


Properly Seated Washers



TRUGRIP™

Metal-to-Wood Fasteners

The preferred fastener by the leading post frame builders and manufacturers.



Applications

- Metal roof and wall panel to wood structure.
- Metal panel over insulation to wood structure.
- Stitch metal roof and wall panel.

Product Features

- Non-walking sharp point for fast material engagement.
- EPDM bonded washer prevents leaks.
- Vulcanized bonding of washer eliminates separation of EPDM from the metal backing.
- High hat HWH for driving stability.
- Climaseal® finish provides excellent corrosion resistance and lower tapping torque.


Product Specifications

- Material**.....Case hardened carbon steel
- Diameter**.....#9, #10, #12, #14
- Thread Form**.....9-15
12-14
10-16 Hi-Lo
14-10
- Head Style**.....1/4" HWH, 5/16" HWH
- Washer Style**.....Galvanized (G-90)
- Drill Point**.....#12, #9 Sharp
#10 A.P.T. (Anti-Pigtail Technology)
#14 Type 17
- Finish**.....Climaseal
Available with P³ powder paint

Head Styles

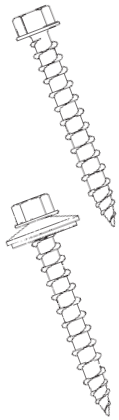


Hex Washer Head



Hex Washer Head with Bonded Washer

Selector Guide



Part Number	Description	Head Style	Drill Point	Drill & Tap Capacity	Material Attachment Range	Box Qty	Applications
1271000	9-15 x 1"	HWH	Sharp	.012-.048	0-.250	7,000	• Metal wall panel to wood structure
1272000	9-15 x 1-1/2"	HWH	Sharp	.012-.048	0-.750	4,000	
1273000	9-15 x 2"	HWH	Sharp	.012-.048	.500-1.250	3,000	• Metal panel over insulation to wood
1275000	9-15 x 2-1/2"	HWH	Sharp	.012-.048	1.000-1.750	1,500	
1276000	9-15 x 3"	HWH	Sharp	.012-.048	1.500-2.250	1,500	
1558000	14-10 x 1-1/2"	5/16" AF HWH	Type 17	.012-.048	.445	3,000	• Stitching of metal wall panel
1277000	12-14 x 3/4"	HWH	Sharp	.012-.048	---	4,000	
With 1/2" Bonded Washer							
1262053	9-15 x 1"	HWH	Sharp	.012-.048	0-.250	4,000	• Metal roof and wall panel to wood
1264053	9-15 x 1-1/2"	HWH	Sharp	.012-.048	0-.750	2,500	
1267053	9-15 x 2"	HWH	Sharp	.012-.048	.500-1.250	2,000	• Metal panel over insulation to wood
1268053	9-15 x 2-1/2"	HWH	Sharp	.012-.048	0-.250	1,500	
1269053	9-15 x 3"	HWH	Sharp	.012-.048	1.500-2.250	1,000	
1801053	10-16 x 1"	HWH	A.P.T.	.012-.048	0-.250	2,500	• Metal panel over insulation to wood
1802053	10-16 x 1-1/2"	HWH	A.P.T.	.012-.048	0-.750	2,500	
1803053	10-16 x 2"	HWH	A.P.T.	.012-.048	.012-.048	2,000	
1804053	10-16 x 2-1/2"	HWH	A.P.T.	.012-.048	1.000-1.750	1,500	• Metal panel over insulation to wood
1805053	10-16 x 3"	HWH	A.P.T.	.012-.048	1.500-2.250	1,000	
1525053	14-10 x 1"	5/16" AF HWH	Type 17	.012-.048	0-.445	2,500	
1526053	14-10 x 1-1/2"	5/16" AF HWH	Type 17	.012-.048	0-.750	2,000	• Stitching of metal roof and wall panel
1270053	12-14 x 3/4"	*HWH	Sharp	.012-.048	---	4,000	

*With 9/16" O.D. Bonded Washer

Performance Data for #10 Diameter

PULLOUT VALUES IN STEEL (average lbs. ultimate)					
Fastener Dia.	Steel Gauge				
	26	24	22	20	18
9	171	252	329	401	634
12	199	271	360	426	656
10	151	238	291	359	478

FASTENER VALUES			
Fastener (dia-tpi)	Tensile (lbs. min.)	Shear (avg. lbs. ult.)	Torque (min. in. lbs.)
9-15	1800	1200	50
12-14	2778	2000	92
10-16	1927	1200	71

SHEET STEEL GAUGES	
Gauge No.	Decimal Equivalent
18	.048"
20	.036"
22	.030"
24	.024"
26	.018"
28	.015"
30	.012"

PULLOUT VALUES IN WOOD (average lbs. ultimate)					
Fastener Dia.	Embedment in 2" x 4"				
	1/2"	3/4"	1"	1-1/4"	1-1/2"
9	198	328	571	728	872
12	210	335	-	-	-
10	256	710	753	1121	1358


PULLOVER VALUES (average lbs. ultimate)						
Fastener Dia.		Steel Gauge				
		26	24	22	20	18
9	Unwashed	465	623	815	1049	1549
9	Washed	515	674	875	1100	1627
12	Unwashed	527	699	863	912	1185
12	Washed	587	744	915	993	1246
10	Washed	548	932	1122	1444	1894

The values listed are ultimate averages achieved under laboratory conditions and apply to Buildex manufactured fasteners only. Appropriate safety factors should be applied to these values for design purposes.

Installation Guidelines

- A standard screwgun with a depth sensitive nosepiece should be used to install TruGrip™. For optimal fastener performance, the screwgun should be a minimum of 6 amps and have an RPM range of 0-2500.
- Adjust the screwgun nosepiece to properly seat the fastener.
- New magnetic sockets must be correctly set before use. Remove chip build-up as needed.
- Overdriving may result in torsional failure of the fastener or stripout of the substrate.
- The fastener must penetrate beyond the metal structure a minimum of 3 pitches of thread.

Properly Seated Washers



1349 West Bryn Mawr Avenue
Itasca, Illinois 60143
630-595-3500 Fax: 630-595-3549
www.itwbuildex.com

TruGrip™ and Climaseal® are trademarks of ITW Buildex and Illinois Tool Works, Inc.

© 2010 ITW Buildex and Illinois Tool Works, Inc.




SCOTS TRUGRIP™

HTZ TRUGRIP™







Long Life Post Frame Fasteners



Applications

-  Metal roof and wall panel to wood structure.
-  Metal panel over insulation to wood structure.
-  Stitch metal roof and wall panel.


Product Features

-  Integral washer head design seals even when driven at an angle.
-  300 series stainless head most preferred for galvalume long life panels.
-  #10 Hi-Lo thread has 30% greater pullout than #9 in wood.
-  Climaseal® long life finish resists corrosive elements in wood.
-  A.P.T. point for fast cutting, easier tapping, and pigtail reducing.
-  High-hat HWH for driving stability.

Product Specifications

- Material**.....Case hardened carbon steel
- Diameter**.....#10 and #12
- Thread Form**.....10-16 Hi-Lo and 12-14
- Head Style**.....1/4" Across Flats HWH
(300 Series Stainless)
- Washer Style**.....7/16" O.D. Integral Head with
EPDM Washer
- Drill Point**.....#10: A.P.T. (Anti-Pigtail Technology)
#12: Sharp
- Finish**.....Climaseal®
Available with P³ powder paint

Head Style

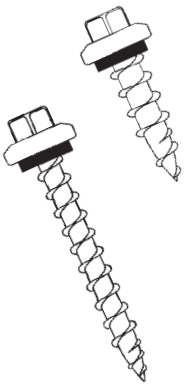


Scots Head



HTZ Head

Selector Guide



Part Number	Description	Head Style	Drill Point	Drill & Tap Capacity	Material Attachment Range	Box Qty	Common Applications
1951053	10-16 x 1"	HWH	A.P.T.	.012-.048	0-.250	2,500	• Metal roof and wall panel to wood structure
1953053	10-16 x 1-1/2"	HWH	A.P.T.	.012-.048	0-.750	2,500	
1955053	10-16 x 2"	HWH	A.P.T.	.012-.048	.500-1.250	1,000	
1957053	10-16 x 2-1/2"	HWH	A.P.T.	.012-.048	1.000-1.750	1,000	• Metal panel over insulation to wood structure
1691053	12-14 x 3/4"	HWH	Sharp	.012-.048	----	4,000	• Stitching of metal roof and wall panel
1937053	10-16 X 1-1/2"	HTZ	A.P.T.	.012-.048	0-.750	2,000	

Performance Data

PULLOUT VALUES IN STEEL (average lbs. ultimate)					
Fastener Dia.	Steel Gauge				
	26	24	22	20	18
10	151	238	291	359	478
12	199	271	360	426	656

FASTENER VALUES			
Fastener (dia-tpi)	Tensile (lbs. min.)	Shear (avg. lbs. ult.)	Torque (min. in. lbs.)
10	1927	1200	71
12	2778	2000	92






SHEET STEEL GAUGES	
Gauge No.	Decimal Equivalent
18	.048"
20	.036"
22	.030"
24	.024"
26	.018"
28	.015"
30	.012"

PULLOUT VALUES IN WOOD (average lbs. ultimate)					
Fastener Dia.	Embedment in 2" x 4" (SYP)				
	1/2"	3/4"	1"	1-1/4"	1-1/2"
10	256	710	753	1121	1358
12	210	335	-	-	-

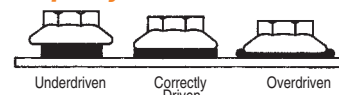
PULLOVER VALUES (average lbs. ultimate)						
Fastener		Steel Gauge				
Dia.		26	24	22	20	18
10	Washed	548	932	1122	1444	1894
12	Washed	587	744	915	993	-

The values listed are ultimate averages achieved under laboratory conditions and apply to Buildex manufactured fasteners only. Appropriate safety factors should be applied to these values for design purposes.

Installation Guidelines

-  A standard screwgun with a depth sensitive nosepiece should be used to install Scots TruGrip. For optimal fastener performance, the screwgun should be a minimum of 6 amps and have an RPM range of 0-2500.
-  Adjust the screwgun nosepiece to properly seat the fastener.
-  New magnetic sockets must be correctly set before use. Remove chip build-up as needed.
-  Overdriving may result in torsional failure of the fastener or stripout of the substrate.
-  The fastener must penetrate beyond the metal structure a minimum of 3 pitches of thread.


Properly Seated Washers



DEKSTRIP™

Expandable Edged Flashing

Stretches to any shape, seals & stays.



Applications

- Large square & round ducts & penetrations
- Expansion Joints
- Gambrel roof
- Chimneys
- Stepped Roof
- Flash between dissimilar materials
- Skylights
- Dissimilar roof profiles
- Transition wall
- Parapet Flashing

Product Features

- 20 year warranty
- Serpentine edges stretch up to 25% for added length
- Wraps around almost any profile
- Great for large round pipes
- Paintable after installation
- Handles vibration & expansion
- TPE has a continuous service temperature range of -58°F to +240°F

Product Specifications

Material.....Grey TPE

Base Kit Contents

- Dekstrip material
- 1" x 4' Aluminum termination strip
- 3" x 2' Splice tape

Selector Guide

Base Kit Part Number	Description	Weight	Fasteners Needed (1-1/2" o.c.)
4157910	7" x 75'	26 lb.	1200
4155910	9" x 75'	31 lb.	1200
4156910	12" x 75'	38 lb.	1200
4171910	18" x 50'	30 lb.	800

Accessories for Dekstrip

Part #	Description	Used On
1175153	1/4-14 x 1-1/8" Scots® T/1	Metal roof and wall
4172910	.040 x 1" x 4' Aluminum Termination Strip	Terminating/joining ends of Dekstrip
4040910	Sikaflex 201 Polyurethane Sealant	Sealing edges on all surfaces
4178910	3" x 2' Splice tape	

Installation Guidelines


Basic Installation



1. Snap a chalk line to provide a guide for applying sealant.



2. Apply a continuous bead of sealant along chalk line.



3. Position top edge of Dekstrip over seal bead and install Buildex fasteners at 1-1/2" maximum intervals on top edge. Repeat steps 1, 2, and 3 for the bottom edge.




4. Apply additional sealant to both fastened edges for maximum weather-tight sealing.


Splicing

Materials Needed:

- Leather Gloves
- Heat Gun
- 3" x 2' splice tape
- Shears or scissors



1. Apply splice tape to Dekstrip.



2. Position second Dekstrip over tape & press in place.



3. Apply heat and press firmly to seal edges.

Detailed Instructions

1. Cut splice tape (supplied in Dekstrip carton) to the width needed and remove clear film from one side of the tape. Lining up the edges, press the tape firmly onto the Dekstrip to remove air pockets.

2. Remove remaining film from tape. Apply second piece of Dekstrip over tape and press firmly.

3. Apply heat over spliced area for 1-2 minutes while applying firm pressure over entire spliced area to ensure adhesion.

4. Turn material over and repeat step 3.

Joining ends around round pipes



1. Cut splice tape to length, remove film from one side and apply to Dekstrip.



2. Remove film from top of splice tape.



3. Overlap top piece of Dekstrip and press onto tape.



4. Fold termination strip in half, cut to width, and slide over spliced area.



5. Fasten through top of termination strip, Dekstrip, and back of strip with Scots® fasteners or rivets.



6. Apply sealant to all seams.



1349 West Bryn Mawr Avenue
Itasca, Illinois 60143
630-595-3500 Fax: 630-595-3549
www.itwbuildex.com

Scots® and Teks® are registered trademarks of ITW Buildex and Illinois Tool Works, Inc.
Dekstrip™ and Dektite® are registered trademarks of Deks Industries Pty Ltd, A Skellerup Industries Company
SikaFlex® is a registered trademark of Chemseco Corp.

DEKTITE® AND RETROFIT DEKTITE® Pipe Flashings

The original flexible pipe flashing system with a 20 year warranty.



Applications

- Plumbing, Heating, Air Conditioning, Electrical and Exhaust Vents.

Product Features

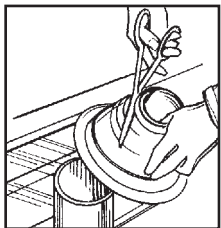
- Made of long life, flexible, weatherproof gray EPDM rubber or red silicone.
- Flexible, corrosion resistant aluminum base conforms to any panel configuration.
- EPDM and silicone will not crack or break.
- Pipe diameter markings are clearly indicated for accurate fitting.
- Designed for 1/4" to 18" diameter pipes.
- One piece construction is easy to install.
- Pleated cone adjusts to any roof pitch and allows for complete flexibility.
- EPDM has a continuous service temperature range of -65°F to +250°F.
- Silicone has a continuous service temperature range of -40°F to +350°F.
- Proven resistance to ozone and ultra-violet light.

Product Specifications


Pipe Diameter Ranges.....1/4" to 18" - Dektite
 3/4" to 10" - Retrofit Dektite
 1/4" to 18" - Silicone

Materials.....EPDM - Standard and Retrofit
 Silicone - High Temperature


Dektite Installation Guidelines




STEP 1: Cut Dektite at appropriate pipe diameter marking.




STEP 2: Slide Dektite flashing down over pipe.



STEP 3: Apply sealant on underside of flexible aluminum base.



STEP 4: Press Dektite base into contours of panel configuration.




STEP 5: Fasten Dektite to surface with Buildex Scots® self-drilling fasteners. Apply additional sealant around base if desired.

- Notes:**
- Dektite can be installed over or between the ribs of standard panels.
 - DO NOT** install over SSR or architectural panel seams.
 - Generally no sealant is required where the Dektite collar provides a compression fit around the pipe. However, some metal pipes and flues include a seam which may require a local application of sealant at the point where the Dektite collar crosses the seam.


Selector Guide

Dektite Flashing Guide					
Part Number	Description	Pipe Outside Diameter	Dektite Base Diameter	Dektite Height	Box Quantity
4001910	Mini	1/4"-1-1/8"	3-1/2"	1-3/4"	20
4003910	1	1/4"-2"	4-3/4"	3"	10
4004910	2	1-3/4"-3-1/4"	6-1/4"	4"	10
4009910	3	1/4"-5"	7-3/4"	4"	10
4035910	#3 Silicone				
4011910	4	3"-6"	9-1/4"	5"	10
4016910	5	4"-7"	10-3/4"	5"	5
4036910	#5 Silicone				
4018910	6	5"-9"	12-1/2"	6"	5
4020910	7	6"-11"	14-1/2"	6"	5
4025910	8	7"-13"	16-1/2"	6"	5
4038910	#8 Silicone				
4028910	9	10"-18"	25-3/8"	8"	2
4039910	#9 Silicone				

Part Number	Description	Box Qty
1175153	1/4-14 x 1-1/8" Scots Tek1	2,500
4040910	Chemseco Sealant	24



Standard Dektite



Retrofit Dektite

Retrofit Dektite Selector Guide					
Part Number	Dektite Size Number	Pipe Outside Diameter	Dektite Base Diameter	Dektite Height	Box Qty
4029910	801	3/4"-2-3/4"	6-3/10"	3-1/2"	10
4030910	802	2"-7-1/4"	10-3/4"	5-3/5"	5
4031910	803	3-1/4"-10"	14-1/2"	5-4/5"	5

Diverter Dektite Selector Guide		
Part Number	Description	Box Qty
4000910	Diverter Dektite	1


Note: When used on roofs where pitch is steeper than 20 degrees, or when used on deep ribbed profile roof panel (1-1/2" deep corrugation or more), consider using next larger size Dektite that will accommodate the same pipe diameter.

Performance Data


ASTM Method	Test Description	Specification	Test Results
D412	Tensile Strength (min. psi rating)	1450 psi min.	1537 psi
D412	Ultimate Elongation (%)	350 min.	535
D1171	Resistance to Ozone-min. rating	100 (no cracks)	Passed
D673	Heat Aging - 70 hrs. at 212°F		
	• Change in Hardness (points)	± 15 max.	+8
	• Change in Tensile Strength (%)	± 30 max.	-4.7
	• Change in Elongation (%)	± 50 max.	-26

ASTM Method	Test Description	Specification	Test Results
D2137	Low Temperature Brittleness-3 mins. at -40°F	Non-brittle	Passed
D624	Tear Resistance Die C (min.) per inch of width min.	125 pounds per inch of width	130 pounds
U.L. 94	Flame Resistance	U.L. 94 H.B.	Passed

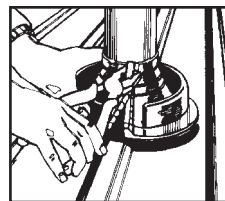
Retrofit Dektite Installation Guidelines



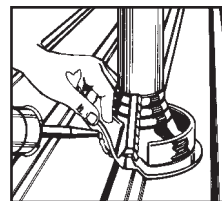
STEP 1: Begin cutting opposite of the mechanical locking jointer. Cut through the jointer with tin snips.



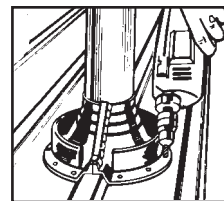
STEP 2: Wrap Retrofit Dektite around the pipe. Engage the top section of the jointer first, then proceed down until jointer is completely engaged.



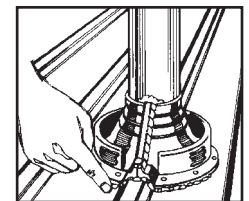
STEP 3: Crimp jointer tightly, starting at the top by squeezing jointer "fingers" with pliers.



STEP 4: Apply sealant to the underside of the ribbed aluminum base. Press Retrofit Dektite against contours of the panel configuration.



STEP 5: Attach Retrofit Dektite to the panel with SCOTS® self-drilling screws. Screws should be spaced as necessary to avoid gaps between the base and the panel.



STEP 6: Apply additional sealant around the top of the Dektite, near the mechanical locking jointer seam.

Recommended Sealant: Chemseco Sikaflex® sealant, part number 4040910.




1349 West Bryn Mawr Avenue
Itasca, Illinois 60143
630-595-3500 Fax: 630-595-3549
www.itwbuildex.com

Scots® is a registered trademark of ITW Buildex and Illinois Tool Works, Inc.
Dektite® and Retrofit Dektite® are registered trademarks of Deks Industries.
Sikaflex® is a registered trademark of Chemseco Corporation.

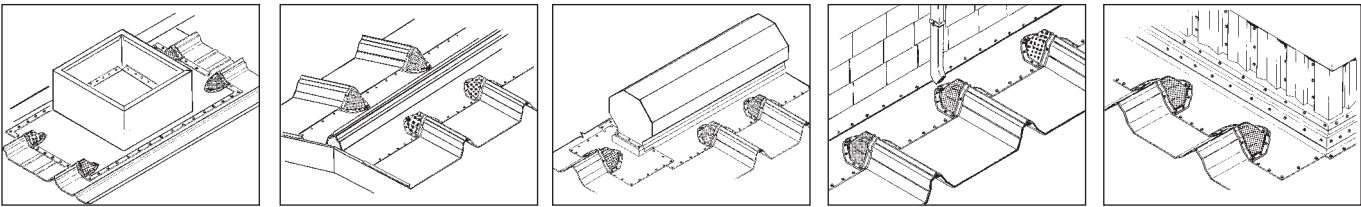
DEK-CAP™

Standing Seam Roof End Cap Flashing










The only universal end cap flashing!!



Applications



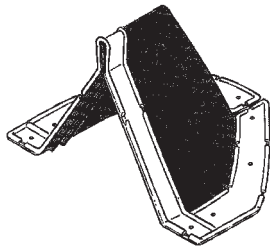
Product Features

-  Universal design allows use on left and right handed seams.
-  Flexible, corrosion resistant aluminum base conforms to the majority of standing seam roof panels.
-  Pre-formed panel profile shape is designed to reduce installation time.
-  Fastening locations are clearly indicated for accurate installation.
-  Dual underside ridges provide maximum sealing protection.
-  Thermal elastomer material provides excellent resistance to ozone, ultra-violet light and extreme temperatures.
-  Thermal elastomer has a continuous temperature of -40°F to +250°F.
-  Expansion notch provides added installation flexibility.
-  Interior panel stop ensures correct installation position.

Product Specifications

Material.....Thermal Elastomer
 Width.....7-1/4"
 Length.....5-3/4"
 Height.....3-5/16"
 Color.....Gray

Selector Guide




Part Number	Description	Applications	Box Quantity
4146910	Dek-Cap	Metal Curbs, Skylights, Ridge Applications, Jobsite Retrofit	10

Performance Data

ASTM Method	Test Description	Test Specification	Results
D412	Tensile Strength (min. psi rating)	1450 psi min.	1500 PSI
D412	Ultimate Elongation (%)	350 min.	450
D1171	Resistance to Ozone-min. rating	100 (no cracks)	Passed
D573	Heat Aging - 70 hrs. at +212°F •Change in Hardness (points) •Change in Tensile Strength (%) •Change in Elongation (%)	± 15 max. ± 30 max. ± 50 max.	+3 +2 -3

ASTM Method	Test Description	Test Specification	Results
D2137	Low Temperature Brittleness-3 mins. at -40°F	Non-brittle	Passed
D624	Tear Resistance Die C (min.)	125 pounds per inch of width min.	Passed

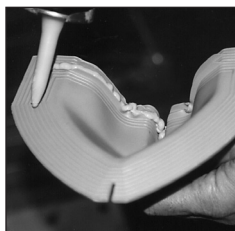
Installation Guidelines



STEP 1:
Bend top so that both sides are parallel to metal roof.




STEP 2:
Press Dek-Cap edges into contours of panel configuration.



STEP 3:
Remove and apply sealant on underside of flexible aluminum edging.



STEP 4:
Slide Dek-Cap flashing over panel profile.



STEP 5:
Follow indicated fastening pattern to attach Dek-Cap to surface with Buildex Scots® self-drilling fasteners.



STEP 6:
Apply additional sealant around base if desired.

Recommended Sealant: Chemseco Sikaflex® sealant, part number 4040910.



1349 West Bryn Mawr Avenue
Itasca, Illinois 60143
630-595-3500 Fax: 630-595-3549
www.itwbuildex.com

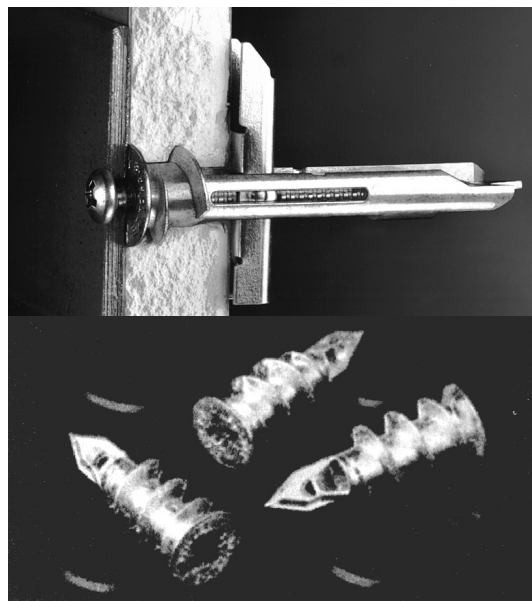
Dek-Cap™ and Scots® are trademark of ITW Buildex and Illinois Tool Works, Inc.
Sikaflex® is a registered trademark of Chemseco Corporation.

© 2010 ITW Buildex and Illinois Tool Works, Inc.


























E-Z Anchor[®]

Self-Drilling Drywall Anchors






The Original! Fast and easy self-drilling anchors. E-Z Zinc™, E-Z Stud Solver™, E-Z Mini™, E-Z Lite™, E-Z Plastic Plus™, Twist-N-Lock™, and E-Z Toggle™



Applications

-  Electrical Fixtures
-  Thermostats
-  HVAC Fixtures
-  Plumbing Fixtures
-  Bathroom Accessories
-  Shelving and Supports
-  Mirrors
-  Picture Frames
-  Brackets
-  Plaques and Awards
-  Closet Organizers
-  Coat Racks
-  Curtain Rods
-  Signs
-  Bulletin Boards
-  Control Systems
-  Decorative Wall Hangings
-  Office Material Holders
-  Smoke Detectors
-  Clocks
-  Kitchen Accessories
-  Doorbells
-  Telecommunications Equipment
-  Chalk Boards
-  Remote Control Boxes

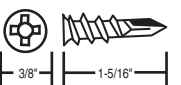

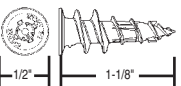
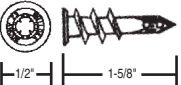
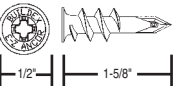

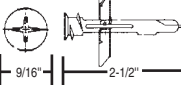
Product Features

-  No hole preparation necessary; pre-drills own small precise hole in gypsum wallboard.
-  Replaces plastic plugs and toggles.
-  Deep thread design provides strong engagement in 3/8", 1/2" and 5/8" gypsum wallboard.
-  Installs quickly and easily with a phillips screw-driver or square drive bit.
-  Full range of anchors to cover all wall fastening applications.
-  Available in corrosion resistant, non-conductive white nylon.
-  Can be easily backed-out.
-  Low profile head.
-  Single point designs for clean cutting installation.
-  Stud Solver - attachments through gypsum and wood! Works in double drywall applications, too!
 - #8 diameter 1-1/4" screws included
 - Bulk packaging only

Product Specifications

Product Material.....Zinc die cast, Carbon, Steel, Nylon
Drilling Capacity.....3/8", 1/2" and 5/8" gypsum wallboard

Selector Guide

		Anchor Description	Anchor Material	Part Number	Quantity	Maximum Fixture Thickness	Accommodates Sheet Metal Screw Size
Light Duty	E-Z Lite [®]	 3/8" 1-5/16"	White Nylon	5006902 5006900	10 – 100 ct boxes Bulk - 10,000 Anchors	3/4"	#6
	E-Z Mini [™]	 7/16" 1-1/4"	Zinc	5033902 5033900	10 – 100 ct boxes Bulk - 3,000 Anchors	3/4"	#6, #7, or #8
Medium Duty	Stud Solver [®]	 1/2" 1-1/8"	Zinc	5052900	Bulk Only - 1,500 Anchors & Screws	3/4"	Use only #8 with screw provided
	E-Z Zinc [®]	 1/2" 1-5/8"	Zinc	5000902 5000900	10 – 100 ct boxes Bulk - 1,500 Anchors	3/4"	#6, #7, or #8
	E-Z Plastic Plus [®]	 1/2" 1-5/8"	White Nylon	5035902 5035900	10 – 100 ct boxes Bulk - 4,500 Anchors	3/4"	#6, #7, or #8
	Twist-N-Lock [®]	 1/2" 1-5/8"	White Nylon	5061902 5061900	10 – 100 ct boxes Bulk - 4,500 Anchors	3/4"	Refer to sizes on back inside cover
Heavy Duty	E-Z Toggle [®]	 9/16" 2-1/2"	Zinc	5014901 5014900	50 ct – 50 #8 x 2-1/8" Pan SMS Bulk - 500 Anchors & Screws	1/2"	#8
				5017901 5017900	50 ct – 50 #8 x 2-1/8" Large Washer Face SMS Bulk - 500 Anchors & Screws		

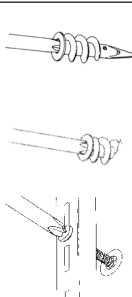
Performance Data

These performance values are averages obtained under laboratory conditions. Note that these values will change depending on age, moisture content and surface treatment of the drywall (gypsum) material. Appropriate safety factors should be applied to these values for design purposes.

DRYWALL THICKNESS	HOLDING WEIGHT		
	3/8"	1/2"	5/8"
Light Duty Plastic	25 lbs.	30 lbs.	40 lbs.
Light Duty Zinc	30 lbs.	40 lbs.	50 lbs.
Medium Duty	40 lbs.	50 lbs.	75 lbs.
Twist-N-Lock	65 lbs.	75 lbs.	80 lbs.
Heavy Duty	70 lbs.	85 lbs.	150 lbs.

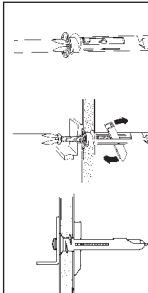
Installation Guidelines

Light Duty & Medium Duty E-Z Ancors



- Place #2 Phillips screwdriver into recess of E-Z Zinc, E-Z Lite, E-Z Mini, E-Z Stud Solver, Twist-N-Lock, or E-Z Plastic Plus.
- Press into drywall while turning the anchor clockwise until it is seated flush with wall.
- Place fixture in position over installed E-Z Zinc, E-Z Lite, E-Z Mini, E-Z Stud Solver, Twist-N-Lock, or Plastic Plus. Insert screw with screw driver. Tighten fixture in place.

Heavy Duty E-Z Toggle



- Using a #2 Phillips screwdriver, drill the E-Z Toggle Anchor into drywall until the head of the anchor is seated flush.
- To "set" the clamp behind the drywall, place the mounting screw into the anchor and push or tap firmly until approximately 1" of screw is protruding (do not rotate). Then remove the screw.
- Place fixture over E-Z Toggle, insert screw and continue to turn until fastened tightly (for example when attaching a 1/2" thick fixture, it will require approx. 23 full rotations of the screwdriver to fully tighten the fixture).



1349 West Bryn Mawr Avenue
Itasca, Illinois 60143
630-595-3500 Fax: 630-595-3549
www.itwbuildex.com

E-Z Ancor[®], E-Z Stud Solver[™], E-Z Lite[™], E-Z Mini[™], E-Z Plastic Plus[™], Twist-N-Lock[™], and E-Z Toggle[™] are trademarks of ITW Buildex and Illinois Tool Works, Inc.

© 2010 ITW Buildex and Illinois Tool Works, Inc.

ROCK-ON™

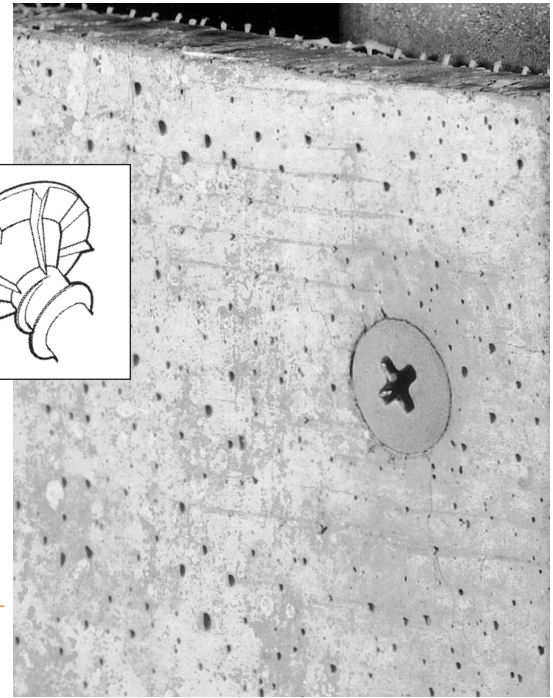
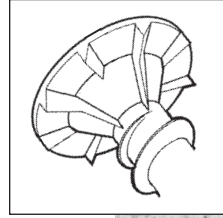
Cement Board Fasteners

High performance rib design is still the best!!!

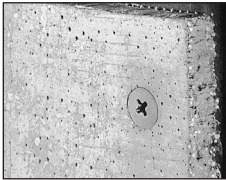
BACKER-ON™

Fiber Cement Backerboard Fasteners


Recognized for use with HARDIEBACKER® cement backerboard.



Applications



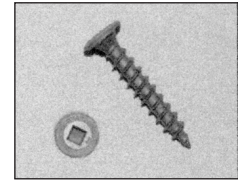
Cement-type boards or any dense sheathings to steel or wood studs.



Wire lath to steel or wood studs.



Plywood to steel or wood studs.



Hardie Fiber Cement Backerboard.

Product Features

Rock-On

- Rib design under head countersinks into dense material while preventing stripouts.
- Two point types for steel and wood applications.
- Larger head diameter increases board surface contact for greater pullover resistance.
- Rock-On is recommended for ACQ treated wood.

Backer-On

- Gimlet points starts easily - no predrilling.
- Serrated thread design provides reduced installation torque and superior holding power.
- Rib design under head countersinks into dense material while preventing stripouts.
- #2 square drive prevents bit from slipping.

Product Specifications

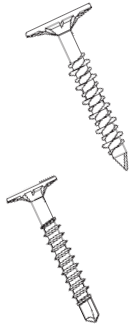
Rock-On

Diameter.....#8; #9
Thread Form.....8-18; 9-15 Hi-Lo®
Drill Point.....#8 Type S-12®; #9 Type "S"
Head Style.....Wafer Head with countersinking ribs
Finish.....Climacoat®

Backer-On

Diameter.....#10
Thread Form.....10-10 Serrated
Drill Point.....Gimlet
Head Style.....Wafer Head with countersinking ribs
Finish.....Long life epoxy topcoat/zinc plating.

Selector Guide



Part Number	Length	Material Attachment Range	Box Qty	Applications
Hi-Lo® Rock-On				
2151500*	9 x 1-1/4"	Up to 3/4" Material Thickness to Wood; 3/8" - 1" Material Thickness to Steel	5,000	• Cement Board to wood or light gauge steel 26-20 gauge
2153500*	9 x 1-5/8"	Up to 1-1/8" Material Thickness to Wood; 3/8" - 1-3/8" Material Thickness to Steel	4,000	
2155500	9 x 2-1/4"	Up to 1-3/4" Material Thickness to Wood; 1" to 1-7/8" Material Thickness to Steel	2,000	• Cement Board to Steel Studs 20-12 Gauge
S-12® Rock-On				
2156500*	8 x 1-1/4"	3/8" to 3/4" Material Thickness	5,000	• Backer Board
2159500*	8 x 1-5/8"	3/8" to 1-1/4" Material Thickness	4,000	
2139500	8 x 2-1/4"	1" to 1-7/8" Material Thickness	2,000	
Backer-On™				
2406000	10 x 1-1/4"	Up to 3/4" Material Thickness to Wood;	5,000	

*Fully Threaded

Performance Data

PULLOUT VALUES IN STEEL (GAUGES)								
	26	24	22	20	18	16	14	12
S-12	120	191	239	285	470	663	910	1424
Hi-Lo	163	242	314	370	-	-	-	-
Backer-On	271	371	457	615	-	-	-	-

WOOD (EMBEDMENT) #2 SPF 2 x 4				
	1/2"	3/4"	1"	1-1/4"
Hi-Lo	223	312	555	676
Backer-On	-	436	780	-

SHEET STEEL GAUGES								
Gauge No.	12	14	16	18	20	22	24	26
Decimal Equivalent	.105"	.075"	.060"	.048"	.036"	.030"	.024"	.018"

The values listed are ultimate averages achieved under laboratory conditions and apply to Buildex manufactured fasteners only. Appropriate safety factors should be applied to these values for design purposes.

Installation Guidelines

- A standard screwgun with a depth sensitive nosepiece should be used to install cement board fasteners. For optimal fastener performance, the screwgun should be a minimum of 6 amps and have an RPM range of 0-2500.
- Adjust the screwgun nosepiece to properly seat the fastener.
- Worn or damaged bit tips should be replaced.
- The fastener is fully seated when the head is flush with the work surface.
- Overdriving may result in torsional failure of the fastener or stripout of the substrate.
- The fastener must penetrate beyond the metal structure a minimum of 3 pitches of thread.



1349 West Bryn Mawr Avenue
Itasca, Illinois 60143
630-595-3500 Fax: 630-595-3549
www.itwbuildex.com


Rock-On™, Backer-on™, Climacoat®, Hi-Lo® and S-12® are trademarks of ITW Buildex and Illinois Tool Works Inc. Hardiebacker® is a registered trademark owned by James Hardie Research Pty Limited.

© 2010 ITW Buildex and Illinois Tool Works, Inc.

DEC-KING[®]

Exterior Wood Screws






Corrosion resistant fasteners for exterior wood applications



Applications

-  Decking
-  Base Trim
-  Lattice
-  Ballisters
-  Rail Cap

Product Features

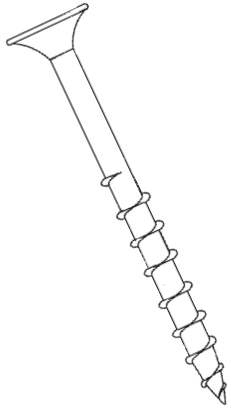
-  Coated with Climacoat[®] for maximum resistance to corrosion, staining and streaking inside the lumber and on the deck.
-  Recommended for ACQ treated wood.
-  Pullout strength is superior over nails.
-  Eliminates wood splitting, nail pops, hammer marks and bent nails.
-  Available in both #2 Phillips & #2 Square Drive.



Product Specifications

- Diameter**.....#6, #7, #8, and #10
- Thread Form**.....6-10, 7-9, 8-9, 10-8
- Head Style**.....#2 Phillips, #2 Phillips Square Drive
- Drill Point**.....Gimlet
- Finish**.....Climacoat

Selector Guide



#2 Square Drive

#2 Phillips



Description	Part Number		Applications
	#2 Square Drive	#2 Phillips	
6 x 1-1/4"	-----	2176500	1" x 4" or 1" x 6" Base Trim; Lattice
6 x 1-5/8"	2178500	2136500	1" x 4" or 1" x 6" Base Trim; Ballisters; Lattice
7 x 2"	2179500	2138500	5/4" x 4" or 5/4" x 6" Radius Edged Decking; 1" x 4" or 1" x 6" Base Trim; Ballisters; Lattice
8 x 2-1/2"	2180500	2140500	5/4" x 4" or 5/4" x 6" Radius Edged Decking 2" x 4" or 2" x 6" Decking 2" x 6" or 2" x 8" Rail Cap or Base Trim
8 x 3"	2181500	2141500	2" x 4" or 2" x 6" Decking 2" x 6" or 2" x 8" Rail Cap or Base Trim
10 x 3-1/2"	2182500	2142500	2" x 4" or 2" x 6" Decking 2" x 6" or 2" x 8" Rail Cap or Base Trim

Performance Data

PULLOUT VALUES (average pounds ultimate) Embedment 2" x 4" Stud Grade S.Y. Pine				
Description	1/2"	3/4"	1"	1-1/4"
6 x 1-1/4"	182	329	422	—
6 x 1-5/8"	182	329	422	620
7 x 2"	189	318	440	630
8 x 2-1/2"	186	290	502	630
8 x 3"	186	290	502	645
10 x 3-1/2"	241	386	522	721

Note: The values listed are ultimate averages achieved under laboratory conditions. An appropriate safety factor should be applied in these values to achieve a design value.




1349 West Bryn Mawr Avenue
Itasca, Illinois 60143
630-595-3500 Fax: 630-595-3549
www.itwbuildex.com

Dec-King® and Climacoat® are trademarks of ITW Buildex and Illinois Tool Works, Inc.

© 2010 ITW Buildex and Illinois Tool Works, Inc.


GRID-MATE™ Mechanical Fasteners

The original mechanical fastening system for Polymer Modified (PM) and Modified PB EIFS.



GRID-MATE PB™ Mechanical Fasteners

The ultimate fastening system for all Polymer Based (PB) Barrier and Water Managed EIFS.



Applications

Grid-Mate All Polymer Modified (PM) Systems.

- Modified Stucco Systems.
- Expanded lath over rigid insulation.
- Fabric and wire mesh over rigid insulation.
- Attaching rigid insulation to wood, steel, masonry, or concrete.

Grid-Mate PB Attaching expanded polystyrene insulation to all substrates for all Polymer Based (PB) Exterior Insulated Finish Systems (EIFS).

- Attaching dense blanket or rigid insulation for parking garages, fireproofing, foundation walls, and soundproofing.

Product Features

Grid-Mate

- Low profile design seats flush.
- "Keying Window" provides a strong bond with all coatings.
- Climacoat® and Climaseal® fasteners.
- Available with stem for time saving pre-spotting of the plate.

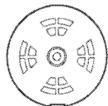
Grid-Mate PB

- Closure fingers keep coating out of contact with fastener head - no sink marks or bleed throughs.
- 2" diameter resists and distributes wind loads for a secure system.
- Climacoat and Climaseal fasteners.

Product Specifications

Grid-Mate

Diameter.....1-3/4" Plate
1-3/4" Plate with stem
Material.....White polypropylene

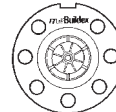


Part No. 2115900

Part No. 2117900

Grid-Mate PB

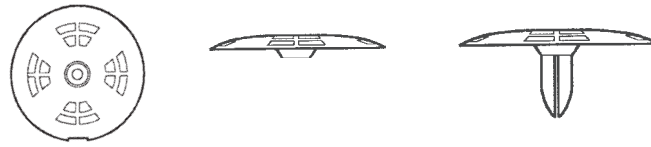
Diameter.....2" Round
Material.....White polypropylene



Part No. 2189900

Gridmate Washers

Part Number	Description	Carton Quantity	Carton Weight
2115900	Grid-Mate	1000	4.5 lbs.
2117900	Grid-Mate with Stem	1000	5.0 lbs.



Gridmate PB Washer

Part Number	Description	Carton Quantity	Carton Weight
2189900	Grid-Mate PB Washer	1000	11 lbs.



Fasteners

Wood/Light Metal				Steel Framing			
For use with plywood, OSB, dimensional lumber and light gauge metal (26 gauge - 20 gauge).				For use with steel framing from 20 gauge - 12 gauge.			
Part Number	Description	Carton Qty.	Carton Wgt.	Part Number	Description	Carton Qty.	Carton Wgt.
2311500	7 x 1-5/8"	5000	23	2321500	6 x 1-5/8"	5000	25
2312500	8 x 2"	3500	28	2318500	6 x 2"	3500	28
2313500	8 x 2-1/2"	2500	21	2319500	8 x 2-5/8"	2500	26
2314500	8 x 3"	2000	20	2320500	8 x 3"	2000	24
2315500	8 x 4"	1000	12	2322500	10 x 4"	1000	21
2316500	10 x 5"	500	23	2323500	10 x 5"	500	13
2317500	10 x 6"	1000	27				

Performance Data Pullout Values (Average lbs. ultimate)

STEEL APPLICATIONS								
Sheet Steel Gauges								
Fastener	26	24	22	20	18	16	14	12
Wood/Light Metal (Hi-Lo®)	129	178	244	277	-	-	-	-
Steel (S-12®)	-	-	-	296	471	679	847	1225

WOOD APPLICATIONS								
Fastener	Plywood			OSB	Lumber (Embedment)			
	1/2"	5/8"	3/4"	1/2"	1/2"	3/4"	1"	1-1/4"
Wood/Light Metal (Hi-Lo)	298	432	633	208	183	304	441	652

The values listed are ultimate averages achieved under laboratory conditions and apply to Buildex manufactured fasteners only. Appropriate safety factors should be applied to these values for design purposes. Wind-load test results also available upon request.

Installation Guidelines

- Use a 0-2500 RPM, 6 amp min. rated screwgun or cordless drill to install fasteners to wood and steel substrates.
- Fasteners must penetrate steel substrates a minimum of 3 pitches of threads.
- Seat Grid-Mate PB washers flush with or maximum 1/16" below insulation surface. Overdriving may damage the washer and insulation.
- Replace worn or damaged bit tips to prevent damage to fastener head and its finish.
- Consult EIFS system manufacturers specifications for appropriate fastener spacing.





itwbuildex.com

National Headquarters
700 High Grove Blvd.
Glendale Heights, IL 60139
P: 630.825.7900

Customer Service
1765 Holmes Rd.
Elgin, IL 60123
P: 800.848.5611
E: orders@itwccna.com

Technical Support
P: 800.848.5611
E: technical@itwccna.com

Made in U.S.A.

HTZ, TekS, TruGrip, Scots, Maxiseal, Dek-Cap, E-Z Anchor, E-Z Toggle, Twist-N-Lock, E-Z Lite, E-Z Mini, Stud Solver, E-Z Plastic Plus, Hi-Lo, S-12, Backer-On, Rock-On, DeckKing, Grid-Mate, Grid-Mate PB, Climaseal, Spex, Climacoat, Climashield, and ABOT are trademarks of Illinois Tool Works, Inc. Phillips Square-Driv is a registered trademark of Phillips Screw Company. Dekstrip, Retrofit Dektite, and Dektite are registered trademarks of Deks Industries Pty Ltd, A Skellerup Industries Company. Sikaflex is a registered trademark of Chemseco Corporation. Hardiebacker is a registered trademark owned by James Hardi Research Pty Limited.

© 2014 Illinois Tool Works, Inc.